



INFORM SERIES

01.01.2024



THE INFORM SERIES

Greet the users of the library with the clear design of the Inform series of counters, desks and search stations.

The Inform series is easily recognized due to its up to 40 mm thick panels, creating a continuous frame around the work space. The counter system is specially designed for library use and is both functional, expandable and allows to a great extent customization to your needs. Compliment the counter with desks and search stations placed strategically around the library to create functional and user friendly work spaces for both the staff as well as the users of the library.

All three types of work spaces have a range of accessories available to create the right setting for all users.



DESIGN OPTIONS	4	COUNTER SHELVES	84
TECHNICAL SPECIFICATIONS	9	For rectangular counter	88
SEARCH STATION	10	For corner counter	89
DESKS	12	For 45° curved counter	90
COUNTER	18	For 90° curved counter	91
CONFIGURATION OPTIONS	19	DISPLAY AND STORAGE	92
STANDARD COUNTER	20	Corner display unit	93
Rectangular counter	22	Display cabinet with storage	95
45° curved counter	24	Display cabinet with drawers	97
90° curved counter	26	Display cabinet with shelves and shelving options	98
Rectangular counter (combination with recessed counter)	28	Display cabinet with book trolley	99
45° curved counter (combination with recessed counter)	30	Accessories for display cabinet	100
90° curved counter (combination with recessed counter)	32	FUNCTIONS	101
Connections	34	Bag shelves	103
Configurations	35	Counter top part with info sign	106
RECESSED COUNTER	36	Counter top part with bag shelf	108
Rectangular counter	38	Decorative board and info sign	111
45° curved counter	40	Functional accessories	113
90° curved counter	42	Power sockets	115
Rectangular counter (combination with standard counter)	44	FRONT PANEL OPTIONS	116
45° curved counter (combination with standard counter)	46	LED lighting	117
90° curved counter (combination with standard counter)	46	Graphics	119
Connections	50	DRILL HOLES FOR CABLE CONDUCT & RFID	120
Configurations	51		
STEP COUNTER	52		
Counter tops	54		
Front panels	55		
Middle panels	56		
Configurations	57		
CORNER COUNTER	58		
Square corner counter top and front panel	60		
Triangular corner counter top and front panel	61		
INFO TABLES	62		
Counter top with foot and side panel	64		
Counter top with panel and side panel	65		
HEIGHT ADJUSTABLE COUNTER	66		
Height adjustable rectangular counter	70		
H740 mm rectangular counter for height adjustable	72		
H740 mm 45° curved counter for height adjustable	74		
H740 mm 90° curved counter for height adjustable	76		
H740 mm 45° curved counter for height adjustable and recessed	78		
H740 mm 90° curved counter for height adjustable and recessed	79		
Square corner counter for height adjustable	80		
Triangular corner counter for height adjustable	81		
Middle panels	82		
Configurations	83		

DESIGN OPTIONS

STEEL COMPONENTS - PAINTED

A PRICE GROUP - BASIS PRICE (smooth finish)




A03
Traffic white
RAL 9016
Gloss 75-90




A02
Oyster white
RAL 1013
Gloss 40-50




A22
Moss green
RAL 6005
Gloss 71-85




A26
Fir green
RAL 6009
Gloss 71-85




A12
Steel blue
RAL 5011
Gloss 71-85




A13
Light grey
RAL 7035
Gloss 71-85




A15
Dusty grey
RAL 7037
Gloss 71-85




A16
Traffic grey
RAL 7043
Gloss 71-85




A17
Basalt grey
RAL 7012
Gloss 71-85



A18
Slate grey
RAL 7015
Gloss 71-85



A19
Anthracite grey
RAL 7016
Gloss 71-85




A25
Jet black
RAL 9005
Gloss 71-85

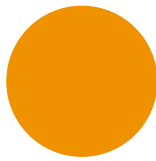
B PRICE GROUP - BASIS PRICE WITH 7% SURCHARGE (smooth finish)



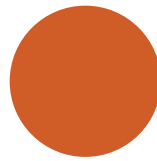
A01
Pure white
RAL 9010
Gloss 71-85




A04
Traffic yellow
RAL 1023
Gloss 71-85




A05
Sun yellow
RAL 1037
Gloss 71-85




A06
Signal orange
RAL 2010
Gloss 71-85



A07
Pearl orange
RAL 2013
Gloss 65-85




A08
Flame red
RAL 3000
Gloss 71-85




A09
Ruby red
RAL 3003
Gloss 71-85




A21
Reseda green
RAL 6011
Gloss 71-85




A10
Pigeon blue
RAL 5014
Gloss 71-85



A11
Ocean blue
RAL 5020
Gloss 71-85



A14
White aluminium
RAL 9006
Gloss 50-70




A31
Grey aluminium
RAL 9007
Gloss 50-70


B PRICE GROUP - BASIS PRICE WITH 7% SURCHARGE (textured finish)




A27
Pure white
RAL 9010




A29
Concertina grey



A28
Grey aluminium
RAL 9007



A23
Anthracite grey
RAL 7016



A24
Graphite black
RAL 9011


Note:

- Other RAL/NCS colours have a starter fee of GBP 215 / EUR 250 and a surcharge of 15%. A higher surcharge for colours with "metallic" look or different surface textures must be expected.
- See specific colour for steel gloss specification. Special requests outside specified gloss range are not covered by the above surcharges.

DESIGN OPTIONS

ACRYLIC COMPONENTS

A PRICE GROUP - BASIS PRICE



030
Crystal clear



046
Frost white



047
Arctic blue



048
Paprika red


Note:

- The acrylic front panels can be combined with acrylic side panels on shelving in the same colour. They can also be combined with lighting.

DESIGN OPTIONS

WOODEN COMPONENTS - MELAMINE/LAMINATE


A PRICE GROUP - BASIS PRICE



D61/L61
Signal white
RAL 9003



D72/L72
Oyster white
Similar to RAL 1013



D62/L62
Pure white
Similar to RAL 9010



D63/L63
Steel blue
RAL 5011



D71/L71
Dusty grey
Similar to RAL 7037



D16/L16
Basalt grey
Similar to RAL 7012




D19/L19
Slate grey
Similar to RAL 7015 and RAL 7016



D04/L04
Beech decor



D05/L05
Maple decor



D06/L06
Cherry decor



D07/L07
Oak decor



D08/L08
Olive decor

C PRICE GROUP - BASIS PRICE WITH 10% SURCHARGE



D64/L64
Signal yellow
RAL 1003



D65/L65
Yellow orange
RAL 2000



D66/L66
Pure orange
RAL 2004



D67/L67
Traffic red
RAL 3020



E02/L02
Ruby red
Similar to RAL 3003



D13/L13
Lime green
Similar to NCS S1060-G40Y



D68/L68
Reseda green
Similar to RAL 6011



D14/L14
Crystal blue
Similar to NCS S1020-R90B



D73/L73
Pigeon blue
RAL 5014



D74/L74
Ocean blue
Similar to RAL 5020



D69/L69
Light grey
Similar to RAL 7035



D70/L70
White aluminium
Similar to RAL 9006



D75/L75
Jet black
Similar to RAL 9005

Note:

- The above selection of colours are shown in both melamine (D/Exx) and laminate (Lxx).
- If you order a product (e.g. Inform Search station) in two different colours from price group C, then please note that you will be charged two times the surcharge - one for each colour.

DESIGN OPTIONS

WOODEN COMPONENTS - VENEER

A PRICE GROUP - BASIS PRICE



55
Light steamed
beech



66
Oak



67
Maple



68
Ash



69
Birch

Note:

- Table and work surfaces with solid wood veneer only have limited abrasion resistance. We recommend using HPL (which has a special overlay). For these types of surfaces, due to its higher durability against damages and scratches. Do not use veneer surfaces. If veneer is used for counter tops, we do not accept any complaints for damages or scratches.



TECHNICAL SPECIFICATIONS

STEEL COMPONENTS

are powder coated with standard polyester based powders that secures high UV resistance. Powders comply with EN 45545 (fire protection - similar to DIN 4201). Thickness of the coating is 60-80 my.

The powder used includes:

- no triglycidylisocyanurate (TGIC)
- no heavy metal-containing pigments such as lead and cadmium
- no volatiles

Antibacterial equipping of surfaces upon request.

LEG FRAMES

are made of steel section 40 x 40 x 2 mm and 40 x 20 x 2 mm and finished with a powder coat of thermo hardened polyester powder or epoxy (depending on choice of colour). Note: a leg frame is required per counter top in the same counter height.

WOODEN COMPONENTS

are either melamine coated, high pressure laminated (HPL) or have a environmental-friendly transparent lacquered veneer finish. Differences in colour underline the characteristics of veneer and cannot be avoided. They are conform to the norm EN 13986 of material type P2 and must only be used indoors. The border on each wooden panel is finished with an edge of melamine or with an edge of ABS (radius 2 mm). The edges are in the same colour of the wooden panels.

SEARCH STATION AND DESK

are produced in 40 mm particle board and have a melamine/veneer finish.

COUNTERS, SIDE- & MIDDLE PANELS, BAG SHELVES AND COUNTER SHELVES

are produced in 40 mm particle board and have a HPL finish.

WOODEN CABINETS, COUNTER TOP PARTS AND DECORATIVE BOARDS

are produced in 19 mm particle board and have a melamine/veneer finish.

STRAIGHT WOODEN FRONT PANELS FOR COUNTERS AND COUNTER SHELVES

are produced in 19 mm particle board and have a melamine/veneer finish.

CURVED WOODEN FRONT PANELS FOR COUNTERS AND COUNTER SHELVES

are produced in 19 mm particle board and have a HPL finish.

PLINTH

is produced in 19 mm particle board and has a melamin aluminum finish.

ACRYLIC COMPONENTS

ACRYLIC FRONT PANELS

are made of 5 mm acrylic glass panel, known as Plexiglas XT®. This material is conform with the EU norm EN 13501-1 (classification D like the German's norm DIN 4102-1)

LIGHTING

LIGHTING FOR COUNTER

You can add light under the counter with the use of an acrylic front panel. This light is only for use indoors and is conform with the norm 60598-1 ed 2000 + A 11 ed. 2000, EN 60598-2-1 Ed. 1998.

CLEANING

Clean wooden-, metal- and acrylic surfaces with a damp cloth and wipe dry with a clean cloth. Use a water based cleaning agent. DO NOT USE A DETERGENT!

INFORM SEARCH STATION

SINGLE- AND DOUBLE-SIDED



INFORM SEARCH STATION

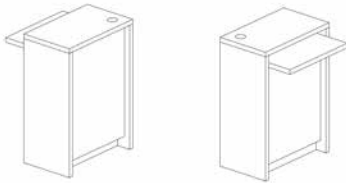
SINGLE- AND DOUBLE-SIDED

Search station with offset keyboard and monitor levels. Place the CPU in the lockable cabinet with sufficient ventilation provided by the recoiling base and the air and cable conduct. Place freestanding monitor on the top level, alternately install a console for flat-screen monitors. The back wall/door can be ordered in different colours compared to the top/side panels.

Inform search station - single-sided

Exterior: W750 x D625 x H1065 mm
Interior: W670 x D260 x H740 mm
With choice of desk grommet.

Material	Colour	Item no. Melamine	Item no. Veneer
Plastic	Black	BI610126	BI616122
Plastic	Oyster white	BI610186	BI616182
Plastic	Silver	BI610196	BI616192
Metal	Stainless steel	BI610136	BI616132



Inform search station - double-sided

Exterior: W750 x D1200 x H1065 mm
Interior: W670 x D610 x H740 mm

Material	Colour	Item no. Melamine	Item no. Veneer
Plastic	Black	BI610226	BI616222
Plastic	Oyster white	BI610286	BI616282
Plastic	Silver	BI610296	BI616292
Metal	Stainless steel	BI610236	BI616232

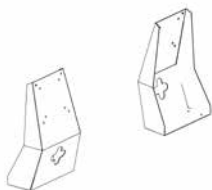


Console for flat-screen monitor

Lacquered steel. Incl. mounting kit.
Ideal for theft and tilt protection.


Item no.

B401418



INFORM DESK

SOLO



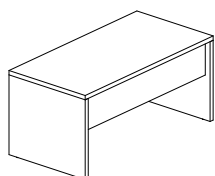
INFORM DESK

SOLO

Create a private workspace and work on your own with the Solo freestanding rectangular desk. For accessories, see page 113.

H740 mm - Rectangular table - freestanding - with panel (H305 mm) placed 50 mm from front

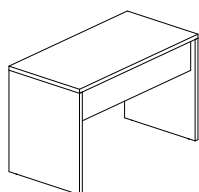
For counter with predrilled holes for cable conduct see pages 120-121.



W x D mm	Item no. Melamine	Item no. Veneer
800 x 500	BI620104006	BI625104002
1000 x 500	BI620114006	BI625114002
1200 x 500	BI620124006	BI625124002
1400 x 500	BI620134006	BI625134002
1600 x 500	BI620144006	BI625144002
1800 x 500	BI620154006	BI625154002
800 x 600	BI620204006	BI625204002
1000 x 600	BI620214006	BI625214002
1200 x 600	BI620224006	BI625224002
1400 x 600	BI620234006	BI625234002
1600 x 600	BI620244006	BI625244002
1800 x 600	BI620254006	BI625254002
800 x 700	BI620304006	BI625304002
1000 x 700	BI620314006	BI625314002
1200 x 700	BI620324006	BI625324002
1400 x 700	BI620334006	BI625334002
1600 x 700	BI620344006	BI625344002
1800 x 700	BI620354006	BI625354002
800 x 800	BI620404006	BI625404002
1000 x 800	BI620414006	BI625414002
1200 x 800	BI620424006	BI625424002
1400 x 800	BI620434006	BI625434002
1600 x 800	BI620444006	BI625444002
1800 x 800	BI620454006	BI625454002

H1000 mm - Rectangular table - freestanding - with panel (H305 mm) placed 50 mm from front

For counter with predrilled holes for cable conduct see pages 120-121.



W x D mm	Item no. Melamine	Item no. Veneer
800 x 500	BI620106006	BI625106002
1000 x 500	BI620116006	BI625116002
1200 x 500	BI620126006	BI625126002
1400 x 500	BI620136006	BI625136002
1600 x 500	BI620146006	BI625146002
1800 x 500	BI620156006	BI625156002
800 x 600	BI620206006	BI625206002
1000 x 600	BI620216006	BI625216002
1200 x 600	BI620226006	BI625226002
1400 x 600	BI620236006	BI625236002
1600 x 600	BI620246006	BI625246002
1800 x 600	BI620256006	BI625256002
800 x 700	BI620306006	BI625306002
1000 x 700	BI620316006	BI625316002
1200 x 700	BI620326006	BI625326002
1400 x 700	BI620336006	BI625336002
1600 x 700	BI620346006	BI625346002
1800 x 700	BI620356006	BI625356002
800 x 800	BI620406006	BI625406002
1000 x 800	BI620416006	BI625416002
1200 x 800	BI620426006	BI625426002
1400 x 800	BI620436006	BI625436002
1600 x 800	BI620446006	BI625446002
1800 x 800	BI620456006	BI625456002

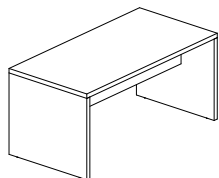
INFORM TABLE

DUO

Work opposite one another with the Duo freestanding, rectangular table. For accessories, see page 113.

H740 mm - Rectangular table - freestanding - with panel (H305 mm) in the centre of table top

For counter with predrilled holes for cable conduct see pages 120-121.



W x D mm	Item no. Melamine	Item no. Veneer
800 x 800	BI630404006	BI635404002
1000 x 800	BI630414006	BI635414002
1200 x 800	BI630424006	BI635424002
1400 x 800	BI630434006	BI635434002
1600 x 800	BI630444006	BI635444002
1800 x 800	BI630454006	BI635454002
800 x 1000	BI630504006	BI635504002
1000 x 1000	BI630514006	BI635514002
1200 x 1000	BI630524006	BI635524002
1400 x 1000	BI630534006	BI635534002
1000 x 1000	BI630544006	BI635544002
1800 x 1000	BI630554006	BI635554002
800 x 1200	BI630604006	BI635604002
1000 x 1200	BI630614006	BI635614002
1200 x 1200	BI630624006	BI635624002
1400 x 1200	BI630634006	BI635634002
1600 x 1200	BI630644006	BI635644002
1800 x 1200	BI630654006	BI635654002
800 x 1400	BI630704006	BI635704002
1000 x 1400	BI630714006	BI635714002
1200 x 1400	BI630724006	BI635724002
1400 x 1400	BI630734006	BI635734002
1600 x 1400	BI630744006	BI635744002
1800 x 1400	BI630754006	BI635754002
800 x 1600	BI630804006	BI635804002
1000 x 1600	BI630814006	BI635814002
1200 x 1600	BI630824006	BI635824002
1400 x 1600	BI630834006	BI635834002
1600 x 1600	BI630844006	BI635844002
1800 x 1600	BI630854006	BI635854002

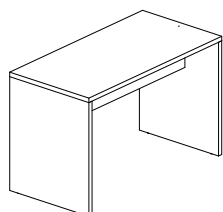
INFORM TABLE

DUO

Work opposite one another with the Duo freestanding, rectangular table. For accessories, see page 113.

H1000 mm - Rectangular table - freestanding - with panel (H305 mm) in the centre of table top

For counter with predrilled holes for cable conduct see pages 120-121.



W x D mm	Item no. Melamine	Item no. Veneer
800 x 800	BI630406006	BI635406002
1000 x 800	BI630416006	BI635416002
1200 x 800	BI630426006	BI635426002
1400 x 800	BI630436006	BI635436002
1600 x 800	BI630446006	BI635446002
1800 x 800	BI630456006	BI635456002
800 x 1000	BI630506006	BI635506002
1000 x 1000	BI630516006	BI635516002
1200 x 1000	BI630526006	BI635526002
1400 x 1000	BI630536006	BI635536002
1000 x 1000	BI630546006	BI635546002
1800 x 1000	BI630556006	BI635556002
800 x 1200	BI630606006	BI635606002
1000 x 1200	BI630616006	BI635616002
1200 x 1200	BI630626006	BI635626002
1400 x 1200	BI630636006	BI635636002
1600 x 1200	BI630646006	BI635646002
1800 x 1200	BI630656006	BI635656002
800 x 1400	BI630706006	BI635706002
1000 x 1400	BI630716006	BI635716002
1200 x 1400	BI630726006	BI635726002
1400 x 1400	BI630736006	BI635736002
1600 x 1400	BI630746006	BI635746002
1800 x 1400	BI630756006	BI635756002
800 x 1600	BI630806006	BI635806002
1000 x 1600	BI630816006	BI635816002
1200 x 1600	BI630826006	BI635826002
1400 x 1600	BI630836006	BI635836002
1600 x 1600	BI630846006	BI635846002
1800 x 1600	BI630856006	BI635856002

INFORM TABLE

DUO & TWIN



INFORM TABLE

TWIN

Work or play? Create a fun and interesting - yet functional - sitting or standing area in the library with the Inform curved desk. For accessories, see page 113.

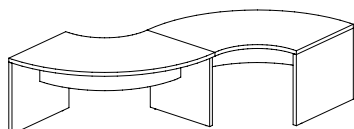
H740 mm - 2 x 90° curved tables - freestanding - with panel (H305 mm) in the centre of table top

Total length 3250 mm, total depth 1122 mm. For counter with predrilled holes for cable conduct see pages 120-121.

D
mm
800

Item no.
Melamine
BI64044006

Item no.
Veneer
BI64544002



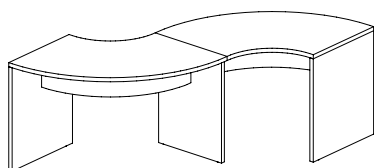
H1000 mm - 2 x 90° curved tables - freestanding - with panel (H305 mm) in the centre of table top

Total length 3250 mm, total depth 1122 mm. For counter with predrilled holes for cable conduct see pages 120-121.

D
mm
800

Item no.
Melamine
BI64046006

Item no.
Veneer
BI64546002



INFORM COUNTER

Inform is a modular piece of furniture. Straight and curved elements can be used as freestanding counters or randomly combined. The special design of the table tops and side panels creates a continuous surrounding frame which unites the single elements into an expressive optical unit.

Inform's modular construction allows an individual adaptation to functional and design requirements, as well as to architectural conditions. You are able to reconstruct and add on as well as electrically adjust the counter to your ideal working height. Modules in the two heights; 740 and 1000 mm can be combined in many ways. The counter is also suitable for use with RFID systems.

CONSTRUCTION

The construction of the counter Inform is based on a left-to-right sequence (seen from the person's view sitting behind the counter). The counter has 15 mm adjustable feet.

MOUNTING TOLERANCES

All our components for the Inform counter are produced according to the norm DIN ISO 2768-1.

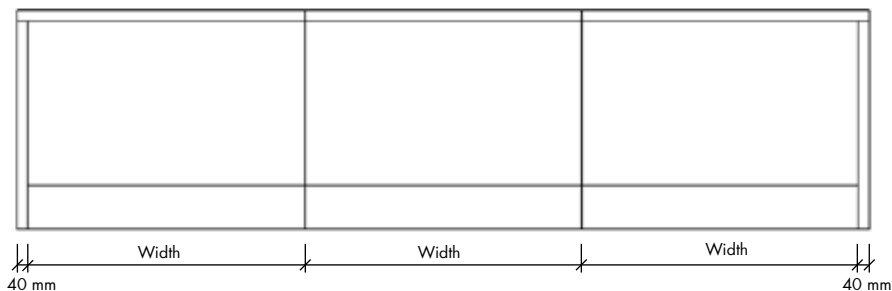
ASSEMBLY

No special fittings or tools are needed.

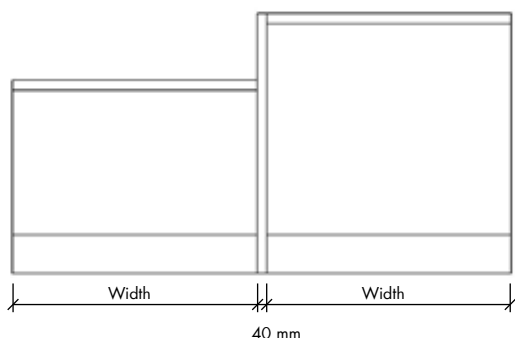
DIMENSIONS

For planning purposes, please note the below measurements. The listed measurements in the catalogue/price list are the effective measurements for the front panels only. It is necessary to add 40 mm with all the side/end panels, step counter middle panels and middle panels in connection with height adjustable counters.

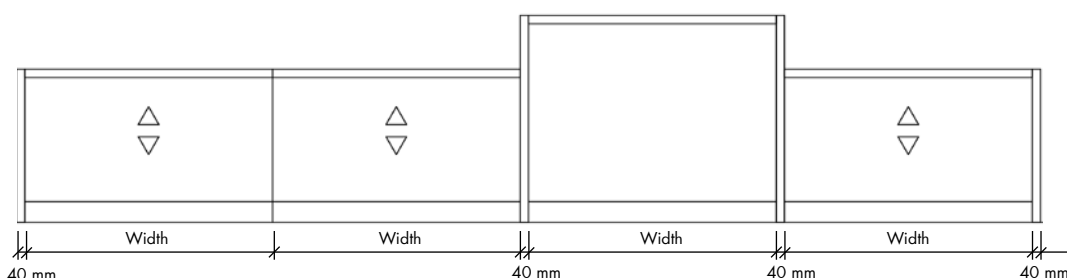
STARTER-, MIDDLE- & END ELEMENT



STEP COUNTER



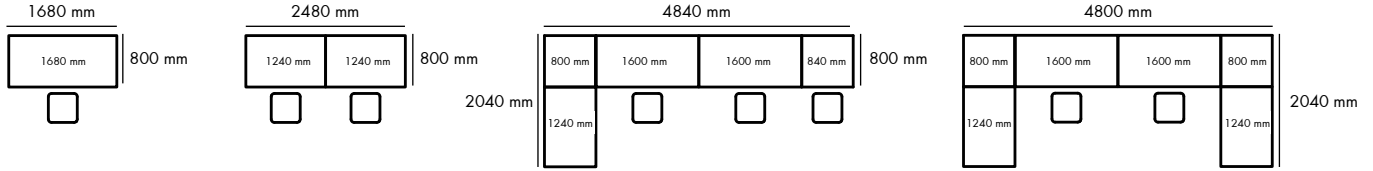
HEIGHT ADJUSTABLE COUNTER



CONFIGURATION OPTIONS

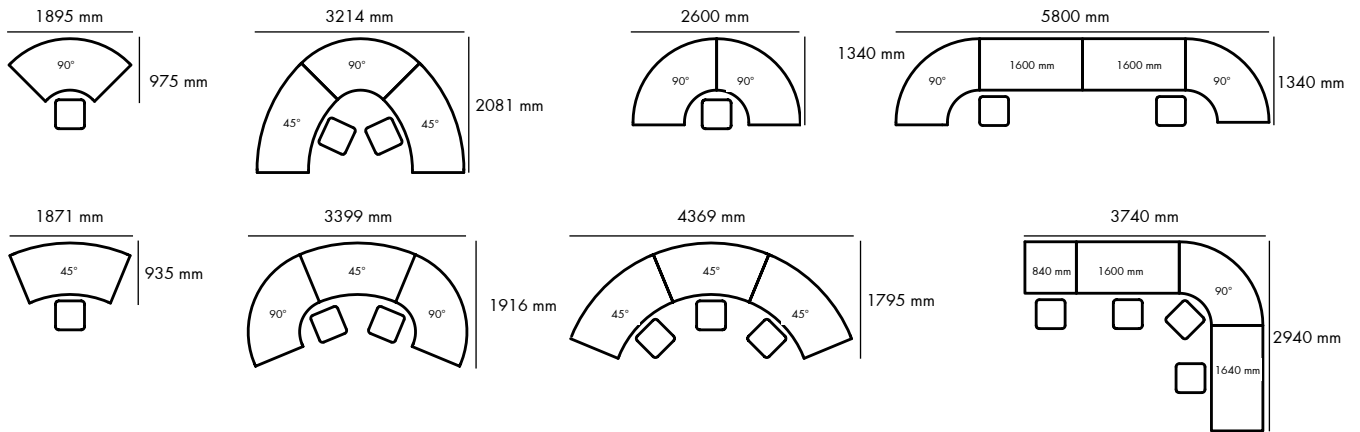
RECTANGULAR COUNTERS

W 600/800/1000/1200/1400/1600 mm (+40 mm per outer panel)
 H 740/1000 mm
 D 800 mm

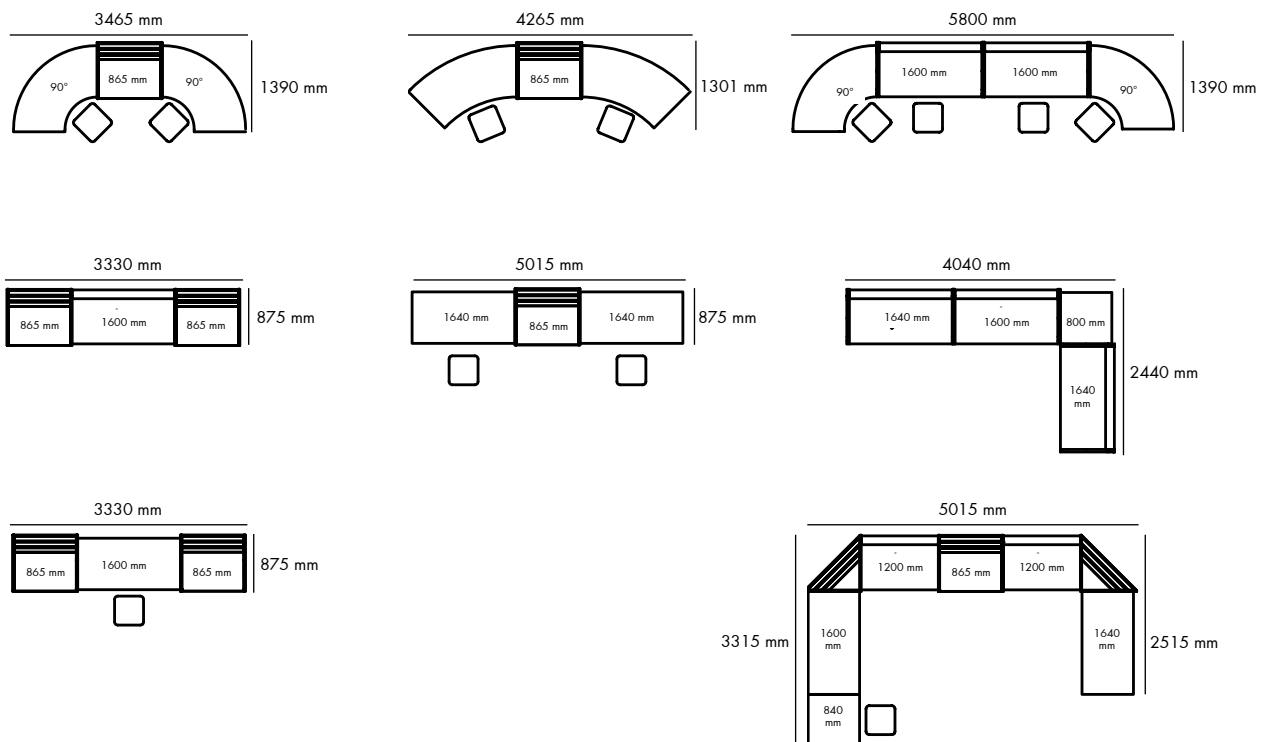


CURVED COUNTERS 45° & 90°

Height:	740 mm	Height:	740 mm
Inside radius:	1550 mm	Inside radius:	500 mm
Outer radius:	2350 mm	Outer radius:	1300 mm

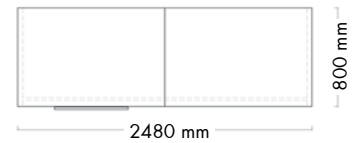


RECTANGULAR AND CURVED COUNTERS WITH VARIOUS INTEGRATED CABINETS/COUNTERS



STANDARD COUNTER

CONFIGURATION NO. 1



Rectangular counter (with info sign)

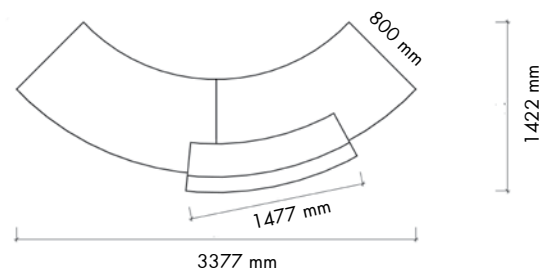
Components	Article no.	Quantity		
Rectangular counter - starter (W1240 x H740 mm)	BI2001022003	-	1	-
Rectangular counter - end (W1240 x H740 mm)	BI2003022003	-	1	-
Wooden front panel for rectangular counter (W1200 x H740 mm)	BI300546	-	2	-
Steel leg frame (H740 mm)	BI069146	-	1	-
Info sign - acrylic frosted white glazed (W600 x H430 mm)	BI85512	-	1	-
Monitor arm	B401184	-	1	-

Comments to configuration

- Monitor, office chair and text are not included in price.
- All prices are based on colours and surfaces in price group A, see pages 4-7 for colours.
- We recommend the use of desk grommets, cable rails and drawer pedestals with the Inform counter, see page 113.
- It is necessary to drill an Ø80 mm hole for the monitor arm on site or modify the article number for counter for predrilled hole, see pages 120-121.

STANDARD COUNTER

CONFIGURATION NO. 2



45° curved counters (with counter top part with bag shelf)

Components	Article no.	Quantity		
45° curved counter - starter (H740 mm)	BI2051428003	-	1	-
45° curved counter - end (H740 mm)	BI2053428003	-	1	-
Wooden front panel for 45° curved counter (H740 mm)	BI3204543	-	2	-
Steel leg frame (H740 mm)	BI069146	-	1	-
Wooden counter top part with bag shelf (W1400 x H490 mm)	BI83545683	-	1	-

Comments to configuration

- Computer, office chair and text are not included in price.
- All prices are based on colours and surfaces in price group A, see pages 4-7 for colours.
- We recommend the use of desk grommets, cable rails and drawer pedestals with the Inform counter, see page 113.

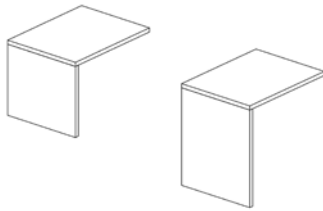
STANDARD COUNTER

RECTANGULAR COUNTER

Inform's rectangular modules are available in two heights; 740 and 1000 mm. This model can be combined with other standard counters of the same height, step counters, height adjustable counters (only with H1000 mm standard counter), info counters, corner counters as well as display cabinets.

Rectangular counter - starter

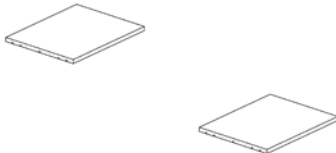
Remember to order front panel, see page 23 and leg frame/middle panel, see page 34. For counter with predrilled holes for cable conduct see pages 120-121.



H	x	W	x	D	Item no.
mm					HPL
740	640	800			BI2001016003
740	840	800			BI2001018003
740	1040	800			BI2001020003
740	1240	800			BI2001022003
740	1440	800			BI2001024003
740	1640	800			BI2001026003
1000	640	800			BI2001036003
1000	840	800			BI2001038003
1000	1040	800			BI2001040003
1000	1240	800			BI2001042003
1000	1440	800			BI2001044003
1000	1640	800			BI2001046003

Rectangular counter - middle

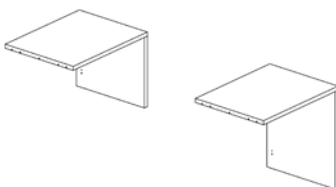
Remember to order front panel, see page 23 and leg frame/middle panel, see page 34. For counter with predrilled holes for cable conduct see pages 120-121.



W	x	D	Item no.
mm			HPL
600	800		BI2002060003
800	800		BI2002080003
1000	800		BI2002081003
1200	800		BI2002082003
1400	800		BI2002084003
1600	800		BI2002086003

Rectangular counter - end

Remember to order front panel, see page 23 and leg frame/middle panel, see page 34. For counter with predrilled holes for cable conduct see pages 120-121.



H	x	W	x	D	Item no.
mm					HPL
740	640	800			BI2003016003
740	840	800			BI2003018003
740	1040	800			BI2003020003
740	1240	800			BI2003022003
740	1440	800			BI2003024003
740	1640	800			BI2003026003
1000	640	800			BI2003036003
1000	840	800			BI2003038003
1000	1040	800			BI2003040003
1000	1240	800			BI2003042003
1000	1440	800			BI2003044003
1000	1640	800			BI2003046003

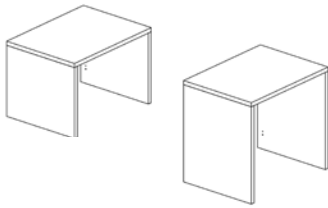
STANDARD COUNTER

FREESTANDING RECTANGULAR COUNTER AND FRONT PANELS

A freestanding rectangular counter is an ideal solution for small rooms and is available in two heights; 740 and 1000 mm. Remember to order front panels.

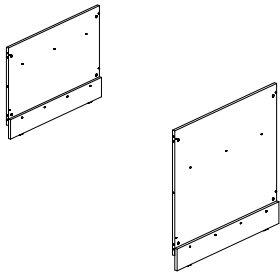
Rectangular counter - freestanding

Remember to order front panel. For counter with predrilled holes for cable conduct see pages 120-121.



H x W x D mm	Item no. HPL
740 680 800	BI2004016003
740 880 800	BI2004018003
740 1080 800	BI2004020003
740 1280 800	BI2004022003
740 1480 800	BI2004024003
740 1680 800	BI2004026003
1000 680 800	BI2004036003
1000 880 800	BI2004038003
1000 1080 800	BI2004040003
1000 1280 800	BI2004042003
1000 1480 800	BI2004044003
1000 1680 800	BI2004046003

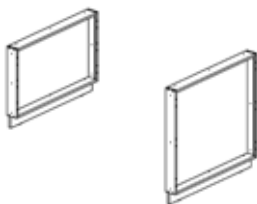
Wooden front panel for rectangular counter



H x W mm	Item no. Melamine	Item no. Veneer
740 600	BI300146	BI300142
740 800	BI300346	BI300342
740 1000	BI300446	BI300442
740 1200	BI300546	BI300542
740 1400	BI300646	BI300642
740 1600	BI300746	BI300742
1000 600	BI300166	BI300162
1000 800	BI300366	BI300362
1000 1000	BI300466	BI300462
1000 1200	BI300566	BI300562
1000 1400	BI300666	BI300662
1000 1600	BI300766	BI300762

Acrylic front panel for rectangular counter

Melamine coated wooden frame.



H x W mm	Item no. Acrylic & melamine
740 600	BI310146
740 800	BI310346
740 1000	BI310446
740 1200	BI310546
740 1400	BI310646
740 1600	BI310746
1000 600	BI310166
1000 800	BI310366
1000 1000	BI310466
1000 1200	BI310566
1000 1400	BI310666
1000 1600	BI310766

STANDARD COUNTER

45° CURVED COUNTERS

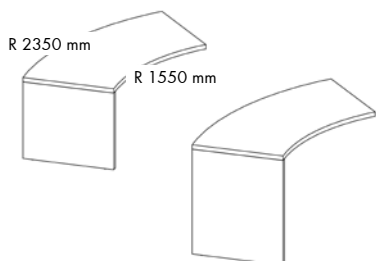
Inform's 45° curved modules are available in two heights; 740 and 1000 mm. This model can be combined with other standard counters of the same height, step counters, height adjustable counters (only with H1000 mm standard counter), info counters, corner counters as well as display cabinets.

45° curved counter - starter

Remember to order front panel, see page 25 and leg frame/middle panel, see page 34. For counter with predrilled holes for cable conduct see pages 120-121.

H	x	W	x	D
mm				
740	1835	800		
1000	1835	800		

Item no.
HPL
BI2051428003
BI2051448003



45° curved counter - middle

Remember to order front panel, see page 25 and leg frame/middle panel, see page 34. For counter with predrilled holes for cable conduct see pages 120-121.

W	x	D
mm		
1800	800	

Item no.
HPL
BI2052488003

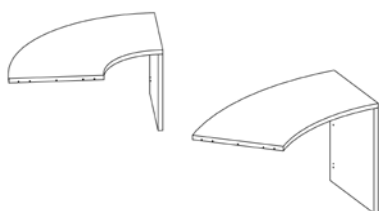


45° curved counter - end

Remember to order front panel, see page 25 and leg frame/middle panel, see page 34. For counter with predrilled holes for cable conduct see pages 120-121.

H	x	W	x	D
mm				
740	1835	800		
1000	1835	800		

Item no.
HPL
BI2053428003
BI2053448003



STANDARD COUNTER

FREESTANDING 45° CURVED COUNTERS AND FRONT PANELS

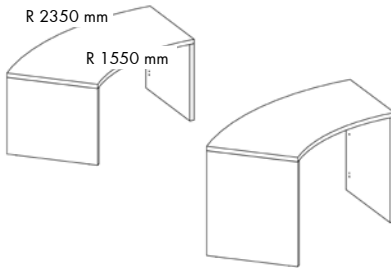
A freestanding 45° curved counter is an ideal solution for small rooms and is available in two heights; 740 and 1000 mm. Remember to order front panels.

45° curved counter - freestanding

Remember to order front panel. For counter with predrilled holes for cable conduct see pages 120-121.

H	x	W	x	D
mm				
740		1870		800
1000		1870		800

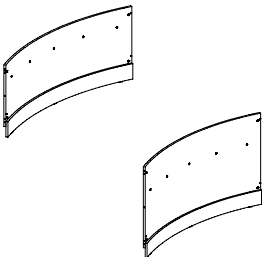
Item no.
HPL
BI2054428003
BI2054448003



Wooden front panel for 45° curved counter

H	x	W
mm		
740		1760
1000		1760

Item no.
HPL
BI3204543
BI3204563

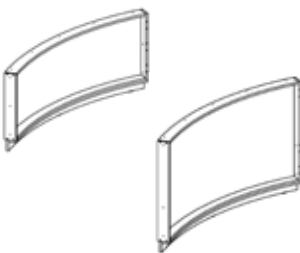


Acrylic front panel for 45° curved counter

Melaminecoated wooden frame.

H	x	W
mm		
740		1760
1000		1760

Item no.
Acrylic & melamine
BI3304546
BI3304566



STANDARD COUNTER

90° CURVED COUNTERS

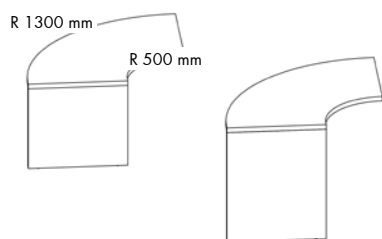
Inform's 90° curved modules are available in two heights; 740 and 1000 mm. This model can be combined with other standard counters of the same height, step counters, height adjustable counters (only with H1000 mm standard counter), info counters, corner counters as well as display cabinets.

90° curved counter - starter

Remember to order front panel, see page 27 and leg frame/middle panel, see page 34. For counter with predrilled holes for cable conduct see pages 120-121.

H	x	W	x	D
mm				
740		1870		800
1000		1870		800

Item no.
HPL
BI2051928003
BI2051948003



90° curved counter - middle

Remember to order front panel, see page 27 and leg frame/middle panel, see page 34. For counter with predrilled holes for cable conduct see pages 120-121.

W	x	D
mm		
1800		800

Item no.
HPL
BI2052988003

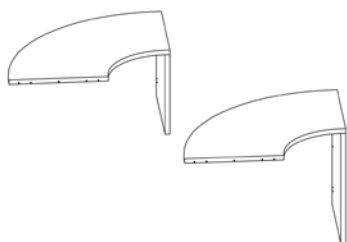


90° curved counter - end

Remember to order front panel, see page 27 and leg frame/middle panel, see page 34. For counter with predrilled holes for cable conduct see pages 120-121.

H	x	W	x	D
mm				
740		1870		800
1000		1870		800

Item no.
HPL
BI2053928003
BI2053948003



STANDARD COUNTERS

FREESTANDING 90° CURVED COUNTERS AND FRONT PANELS

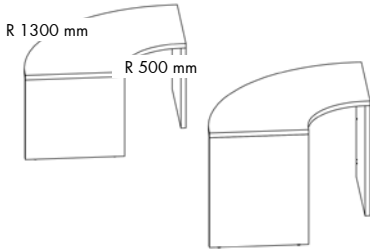
A freestanding 90° curved counter is an ideal solution for small rooms and is available in two heights; 740 and 1000 mm. Remember to order front panels.

90° curved counter - freestanding

Remember to order front panel. For counter with predrilled holes for cable conduct see pages 120-121.

H	x	W	x	D
mm				
740		1900		800
1000		1900		800

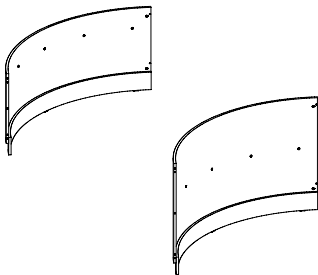
Item no.
HPL
BI2054928003
BI2054948003



Wooden front panel for 90° curved counter

H	x	W
mm		
740		1768
1000		1768

Item no.
HPL
BI3209043
BI3209063

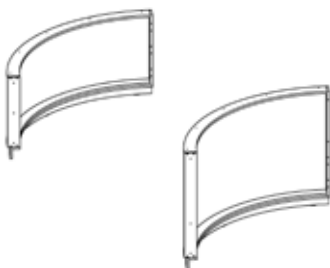


Acrylic front panel for 90° curved counter

Melaminecoated wooden frame.

H	x	W
mm		
740		1768
1000		1768

Item no.
Acrylic & melamine
BI3309046
BI3309066



STANDARD COUNTER

RECTANGULAR COUNTERS - FOR CONNECTING TO RECESSED COUNTER

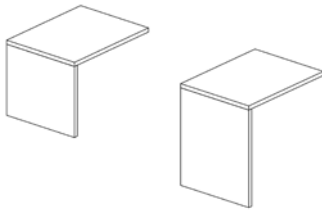
Inform's rectangular modules are available in two heights; 740 and 1000 mm. This model can be combined with recessed counters of the same height as the standard counter by connecting with a middle panel (as the counter top is 40 mm wider than the standard rectangular counter).

Rectangular counter - starter - connected with middle panel

Remember to order front panel, see page 29 and middle panel, see page 34. For counter with predrilled holes for cable conduct see pages 120-121.

H	x	W	x	D
mm				
740	680	800		
740	880	800		
740	1080	800		
740	1280	800		
740	1480	800		
740	1680	800		
1000	680	800		
1000	880	800		
1000	1080	800		
1000	1280	800		
1000	1480	800		
1000	1680	800		

Item no.
HPL
BI2021016003
BI2021018003
BI2021020003
BI2021022003
BI2021024003
BI2021026003
BI2021036003
BI2021038003
BI2021040003
BI2021042003
BI2021044003
BI2021046003

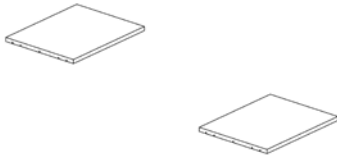


Rectangular counter - middle - connected with middle panel

Remember to order front panel, see page 29 and middle panel, see page 34. For counter with predrilled holes for cable conduct see pages 120-121.

W	x	D
mm		
640	800	
840	800	
1040	800	
1240	800	
1440	800	
1640	800	

Item no.
HPL
BI2022060003
BI2022080003
BI2022081003
BI2022082003
BI2022084003
BI2022086003

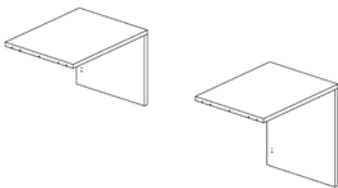


Rectangular counter - end - connected with middle panel

Remember to order front panel, see page 29 and middle panel, see page 34. For counter with predrilled holes for cable conduct see pages 120-121.

H	x	W	x	D
mm				
740	680	800		
740	880	800		
740	1080	800		
740	1280	800		
740	1480	800		
740	1680	800		
1000	680	800		
1000	880	800		
1000	1080	800		
1000	1280	800		
1000	1480	800		
1000	1680	800		

Item no.
HPL
BI2023016003
BI2023018003
BI2023020003
BI2023022003
BI2023024003
BI2023026003
BI2023036003
BI2023038003
BI2023040003
BI2023042003
BI2023044003
BI2023046003

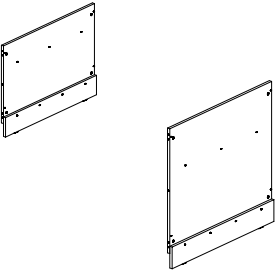


STANDARD COUNTER

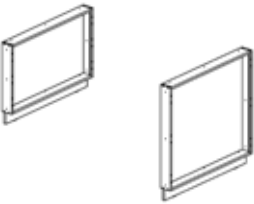
RECTANGULAR FRONT PANELS

Remember to order front panels.

Wooden front panel for rectangular counter

	H x W		Item no.	Item no.
	mm		Melamine	Veneer
	740	600	BI300146	BI300142
	740	800	BI300346	BI300342
	740	1000	BI300446	BI300442
	740	1200	BI300546	BI300542
	740	1400	BI300646	BI300642
	740	1600	BI300746	BI300742
	1000	600	BI300166	BI300162
	1000	800	BI300366	BI300362
	1000	1000	BI300466	BI300462
	1000	1200	BI300566	BI300562
	1000	1400	BI300666	BI300662
	1000	1600	BI300766	BI300762

Acrylic front panel for rectangular counter

	H x W		Item no.
	mm		Acrylic & Melamine
	740	600	BI310146
	740	800	BI310346
	740	1000	BI310446
	740	1200	BI310546
	740	1400	BI310646
	740	1600	BI310746
	1000	600	BI310166
	1000	800	BI310366
	1000	1000	BI310466
	1000	1200	BI310566
	1000	1400	BI310666
	1000	1600	BI310766

STANDARD COUNTER

45° CURVED COUNTERS - FOR CONNECTING TO RECESSED COUNTER

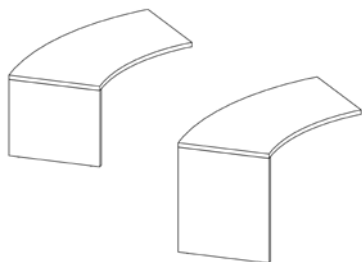
Inform's° curved modules are available in two heights; 740 and 1000 mm. This model can be combined with recessed counters of the same height as the standard counter by connecting with a middle panel (as the counter top is 40 mm wider than the standard 45° curved counter).

45° curved counter - starter - connected with middle panel

Remember to order front panel, see page 31 and middle panel, see page 34. For counter with predrilled holes for cable conduct see pages 120-121.

H	x	W	x	D
mm				
740	-		-	800
1000	-		-	800

Item no.
HPL
BI2061428003
BI2061448003

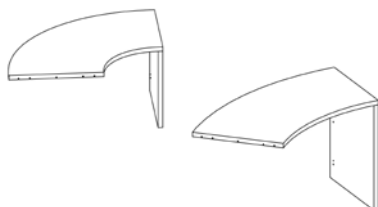


45° curved counter - end - for middle panel

Remember to order front panel, see page 31 and middle panel, see page 34. For counter with predrilled holes for cable conduct see pages 120-121.

H	x	W	x	D
mm				
740	-		-	800
1000	-		-	800

Item no.
HPL
BI2063428003
BI2063448003

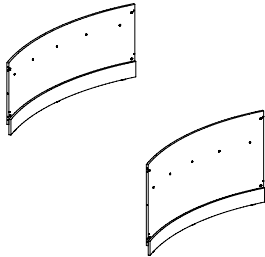


STANDARD COUNTER

45° CURVED FRONT PANELS

Remember to order front panels.

Wooden front panel for 45° curved counter

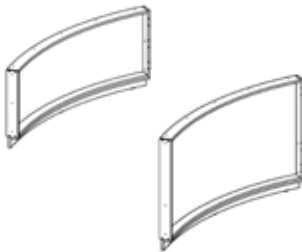


H	x	W
mm		
740		1760
1000		1760

Item no.
HPL
BI3204543
BI3204563

Acrylic front panel for 45° curved counter

Melaminecoated wooden frame.



H	x	W
mm		
740		1760
1000		1760

Item no.
Acrylic & melamine
BI3304546
BI3304566

STANDARD COUNTER

90° CURVED COUNTERS - FOR CONNECTING TO RECESSED COUNTER

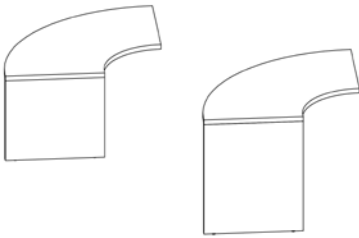
Inform's 90° curved modules are available in two heights; 740 and 1000 mm. This model can be combined with recessed counters of the same height as the standard counter by connecting with a middle panel (as the counter top is 40 mm wider than the standard 90° curved counter).

90° curved counter - starter - connected with middle panel

Remember to order front panel, see page 33 and middle panel, see page 34. For counter with predrilled holes for cable conduct see pages 120-121.

H	x	W	x	D
mm				
740	-	800		
1000	-	800		

Item no.
HPL
BI2061928003
BI2061948003

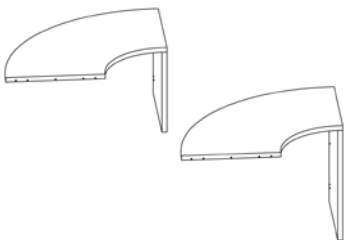


90° curved counter - end - connected with middle panel

Remember to order front panel, see page 33 and middle panel, see page 34. For counter with predrilled holes for cable conduct see pages 120-121.

H	x	W	x	D
mm				
740	-	800		
1000	-	800		

Item no.
HPL
BI2063928003
BI2063948003

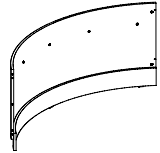
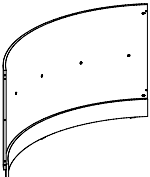


STANDARD COUNTERS



90° CURVED FRONT PANELS

Remember to order front panels.

Wooden front panel for 90° curved counter

	H x W mm	Item no. HPL
	740 1768	BI3209043
	1000 1768	BI3209063

Acrylic front panel for 90° curved counter

Melaminecoated wooden frame.	H x W mm	Item no. Acrylic & melamine
	740 1768	BI3309046
	1000 1768	BI3309066

STANDARD COUNTER

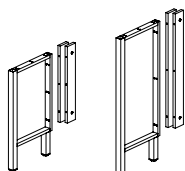
CONNECTIONS

If you wish to combine a rectangular/curved counter with a rectangular/curved counter of the same height, you must use a steel leg frame.

If you wish to combine a rectangular/curved counter with recessed rectangular/curved or step counter, you must use a middle panel.

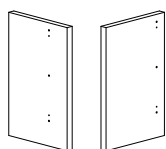
Steel leg frame

Must be used when assembling 2 modules of the same height.

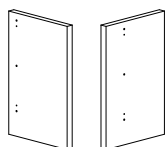


Finish	H mm	Item no. Melamine/veneer
Melamine	740	BI069146
	1000	BI069166
Veneer	740	BI069142
	1000	BI069162

Middle panel for standard and recessed counter

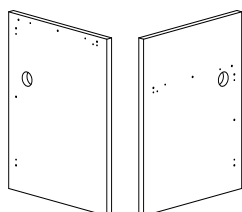


Side of panel	H mm	Item no. HPL
Left : Recessed counter Right: Standard counter	740	BI3704103

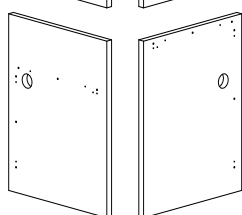


Left: Standard counter Right: Recessed counter	740	BI3704113
---	-----	-----------

Middle panel for standard and step counter



Side of panel	H mm	Item no. HPL
Left: Step counter Right: Standard counter (H740 mm)	1000	BI3706123



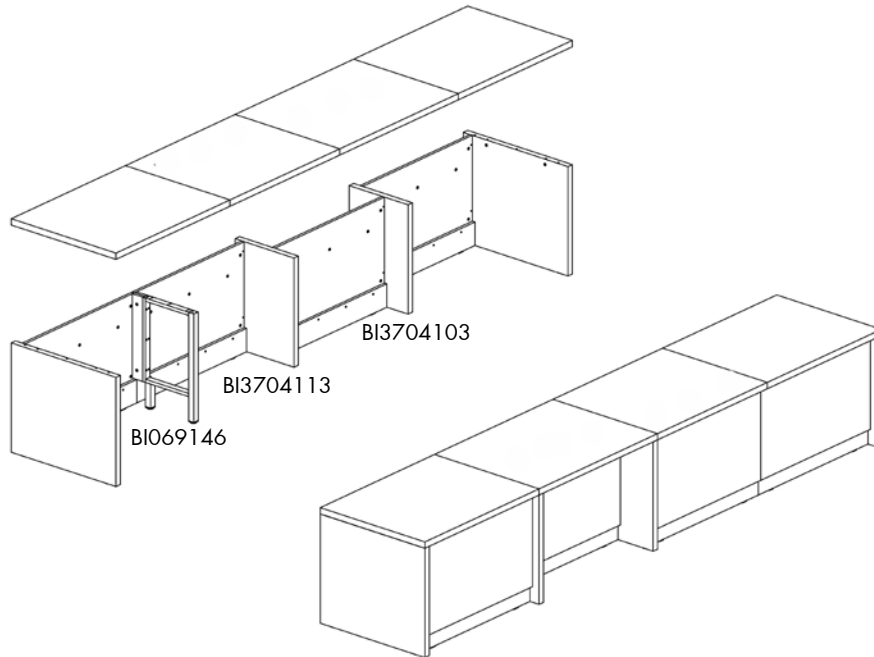
Left: Standard counter (H740 mm) Right: Step counter	1000	BI3706133
---	------	-----------

STANDARD COUNTER

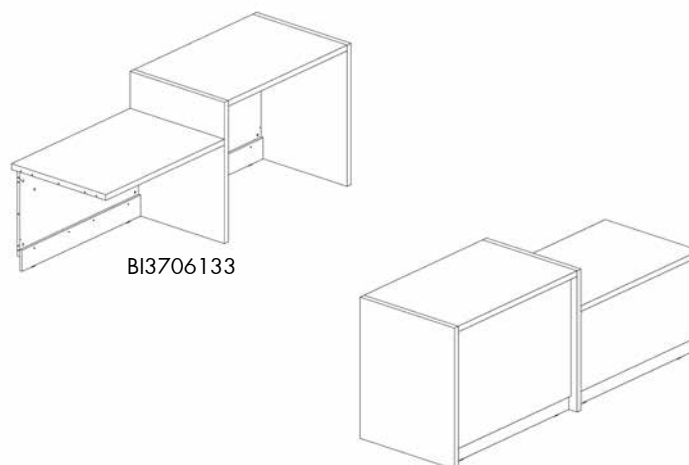
CONFIGURATIONS

Remember always to construct your counter from left to right when sitting behind the counter.

Standard rectangular counter with 3 standard fronts and 1 recessed front

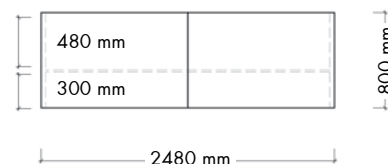


Standard rectangular and step counters



RECESSED COUNTER

CONFIGURATION NO. 3



Recessed rectangular counter

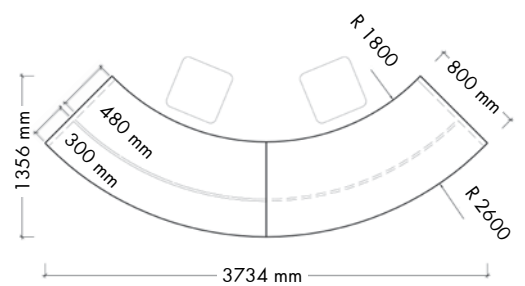
Components	Article no.	Quantity		
Recessed rectangular counter - starter (W1240 x H740 mm)	BI2101022003	-	1	-
Recessed rectangular counter - end (W1240 x H740 mm)	BI2103022003	-	1	-
Wooden front panel for rectangular counter (W1200 x H740 mm)	BI300546	-	2	-
Steel leg frame for recessed counter (H740 mm)	BI069546	-	1	-
Total price for configuration				-

Comments to configuration

- Monitor, office chair and text are not included in price.
- All prices are based on colours and surfaces in price group A, see pages 4-7 for colours.
- We recommend the use of desk grommets, cable rails and drawer pedestals with the Inform counter, see page 113.

RECESSED COUNTER

CONFIGURATION NO. 4



Recessed 45° curved counter

Components	Article no.	Quantity		
45° recessed curved counter - starter (H740 mm)	BI2151429003	-	1	-
45° recessed curved counter - end (H740 mm)	BI2153429003	-	1	-
Wooden front panel for 45° curved counter (H740 mm)	BI3204543	-	2	-
Steel leg frame for recessed counter (H740 mm)	BI069546	-	1	-
Total price for configuration				-

Comments to configuration

- Computer, office chair, display and text are not included in price.
- All prices are based on colours and surfaces in price group A, see pages 4-7 for colours.
- We recommend the use of desk grommets, cable rails and drawer pedestals with the Inform counter, see page 113.

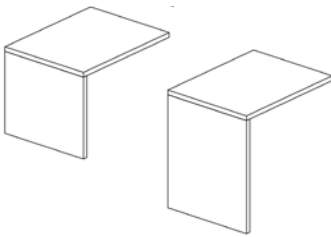
RECESSED COUNTER

RECTANGULAR COUNTERS

The design of Inform's recessed front panel allows for easy access on both sides of the counter and is especially suited for wheelchair use, as the front panel is placed 300 mm from the front. It is available in two heights; 740 and 1000 mm. This model can be combined with other recessed counters of the same height, step counters, height adjustable counters (only with H1000 mm standard counter), info counters, corner counters as well as display cabinets.

Recessed rectangular counter - starter

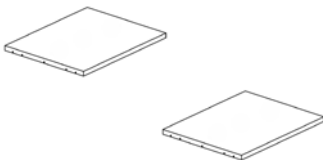
Remember to order front panel, see page 39 and leg frame/middle panel, see page 50. For counter with predrilled holes for cable conduct see pages 120-121.



H x W x D mm	Item no. HPL
740 640 800	BI2101016003
740 840 800	BI2101018003
740 1040 800	BI2101020003
740 1240 800	BI2101022003
740 1440 800	BI2101024003
740 1640 800	BI2101026003
1000 640 800	BI2101036003
1000 840 800	BI2101038003
1000 1040 800	BI2101040003
1000 1240 800	BI2101042003
1000 1440 800	BI2101044003
1000 1640 800	BI2101046003

Recessed rectangular counter - middle

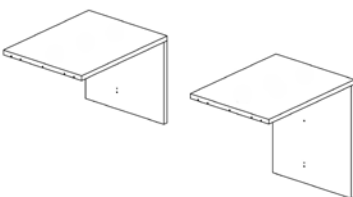
Remember to order front panel, see page 39 and leg frame/middle panel, see page 50. For counter with predrilled holes for cable conduct see pages 120-121.



W x D mm	Item no. HPL
600 800	BI2102060003
800 800	BI2102080003
1000 800	BI2102081003
1200 800	BI2102082003
1400 800	BI2102084003
1600 800	BI2102086003

Recessed rectangular counter - end

Remember to order front panel, see page 39 and leg frame/middle panel, see page 50. For counter with predrilled holes for cable conduct see pages 120-121.



H x W x D mm	Item no. HPL
740 640 800	BI2103016003
740 840 800	BI2103018003
740 1040 800	BI2103020003
740 1240 800	BI2103022003
740 1440 800	BI2103024003
740 1640 800	BI2103026003
1000 640 800	BI2103036003
1000 840 800	BI2103038003
1000 1040 800	BI2103040003
1000 1240 800	BI2103042003
1000 1440 800	BI2103044003
1000 1640 800	BI2103046003

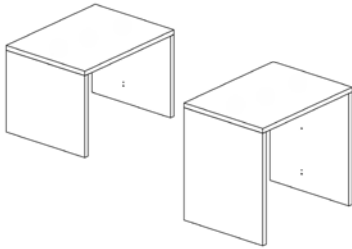
RECESSED COUNTER

FREESTANDING RECTANGULAR COUNTERS AND FRONT PANELS

The design of Inform's recessed front panel allows for easy access on both sides of the counter and is especially suited for wheelchair use, as the front panel is placed 300 mm from the front. Remember to order front panel.

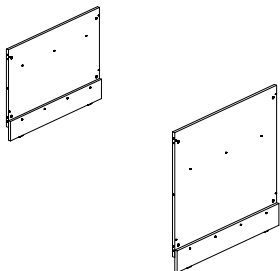
Recessed rectangular counter - freestanding

Remember to order front panel. For counter with predrilled holes for cable conduct see pages 120-121.



H x W x D mm	Item no. HPL
740 680 800	BI2104016003
740 880 800	BI2104018003
740 1080 800	BI2104020003
740 1280 800	BI2104022003
740 1480 800	BI2104024003
740 1680 800	BI2104026003
1000 680 800	BI2104036003
1000 880 800	BI2104038003
1000 1080 800	BI2104040003
1000 1280 800	BI2104042003
1000 1480 800	BI2104044003
1000 1680 800	BI2104046003

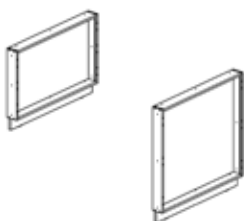
Wooden front panel for recessed rectangular counter



H x W mm	Item no. Melamine	Item no. Veneer
740 600	BI300146	BI300142
740 800	BI300346	BI300342
740 1000	BI300446	BI300442
740 1200	BI300546	BI300542
740 1400	BI300646	BI300642
740 1600	BI300746	BI300742
1000 600	BI300166	BI300162
1000 800	BI300366	BI300362
1000 1000	BI300466	BI300462
1000 1200	BI300566	BI300562
1000 1400	BI300666	BI300662
1000 1600	BI300766	BI300762

Acrylic front panel for recessed rectangular counter

Melaminecoated wooden frame.



H x W mm	Item no. Acrylic & melamine
740 600	BI310146
740 800	BI310346
740 1000	BI310446
740 1200	BI310546
740 1400	BI310646
740 1600	BI310746
1000 600	BI310166
1000 800	BI310366
1000 1000	BI310466
1000 1200	BI310566
1000 1400	BI310666
1000 1600	BI310766

RECESSED COUNTER

45° CURVED COUNTERS

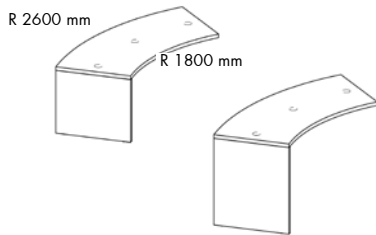
The design of Inform’s recessed front panel allows for easy access on both sides of the counter and is especially suited for wheelchair use, as the front panel is placed 300 mm from the front. It is available in two heights; 740 and 1000 mm. This model can be combined with other recessed counters of the same height, step counters, height adjustable counters (only with H1000 mm standard counter), info counters, corner counters as well as display cabinets.

45° recessed curved counter - starter

Remember to order front panel, see page 41 and leg frame/middle panel, see page 50. For counter with predrilled holes for cable conduct see pages 120-121.

H	x	W	x	D
mm				
740		2030		800
1000		2030		800

Item no.
HPL
BI2151429003
BI2151449003

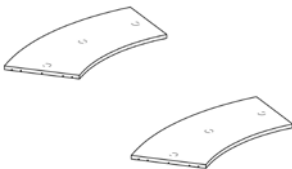


45° recessed curved counter - middle

Remember to order front panel, see page 41 and leg frame/middle panel, see page 50. For counter with predrilled holes for cable conduct see pages 120-121.

W	x	D
mm		
1800		800

Item no.
HPL
BI2152489003

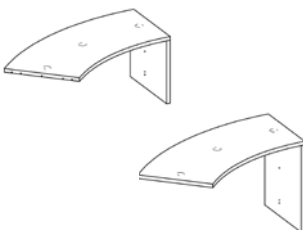


45° recessed curved counter - end

Remember to order front panel, see page 41 and leg frame/middle panel, see page 50. For counter with predrilled holes for cable conduct see pages 120-121.

H	x	W	x	D
mm				
740		2030		800
1000		2030		800

Item no.
HPL
BI2153429003
BI2153449003



RECESSED COUNTER

FREESTANDING 45° CURVED COUNTERS AND FRONT PANELS

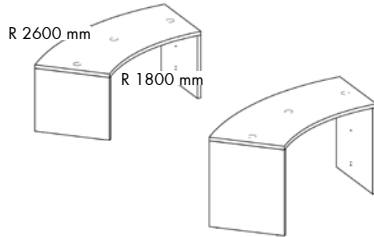
The design of Inform's recessed front panel allows for easy access on both sides of the counter and is especially suited for wheelchair use, as the front panel is placed 300 mm from the front. Remember to order front panel.

45° recessed curved counter - freestanding

Remember to order front panel. For counter with predrilled holes for cable conduct see pages 120-121.

H	x	W	x	D
mm				
740		2070		800
1000		2070		800

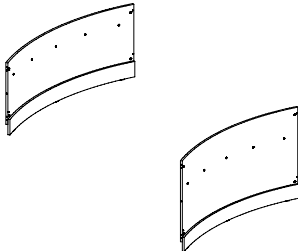
Item no.
HPL
BI2154429003
BI2154449003



Wooden front panel for 45° recessed curved counter

H	x	W
mm		
740		1760
1000		1760

Item no.
HPL
BI3204543
BI3204563

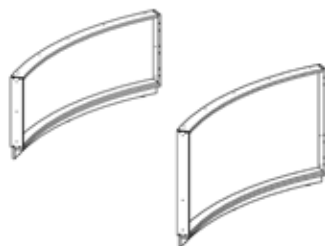


Acrylic front panel for 45° recessed curved counter

Melaminecoated wooden frame.

H	x	W
mm		
740		1760
1000		1760

Item no.
Acrylic & melamine
BI3304546
BI3304566



RECESSED COUNTER

90° CURVED COUNTERS

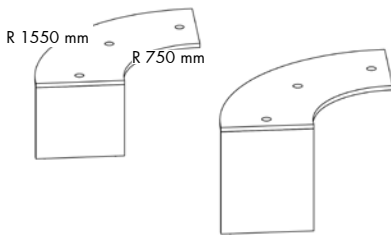
The design of Inform's recessed front panel allows for easy access on both sides of the counter and is especially suited for wheelchair use, as the front panel is placed 300 mm from the front. It is available in two heights; 740 and 1000 mm. This model can be combined with other recessed counters of the same height, step counters, height adjustable counters (only with H1000 mm standard counter), info counters, corner counters as well as display cabinets.

90° recessed curved counter - starter

Remember to order front panel, see page 43 and leg frame/middle panel, see page 50. For counter with predrilled holes for cable conduct see pages 120-121.

H	x	W	x	D
mm				
740		2220		800
1000		2220		800

Item no.
HPL
BI2151929003
BI2151949003

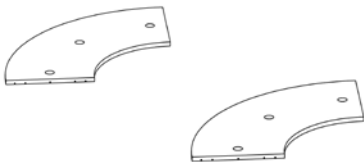


90° recessed curved counter - middle

Remember to order front panel, see page 43 and leg frame/middle panel, see page 50. For counter with predrilled holes for cable conduct see pages 120-121.

W	x	D
mm		
1800		800

Item no.
HPL
BI2152989003

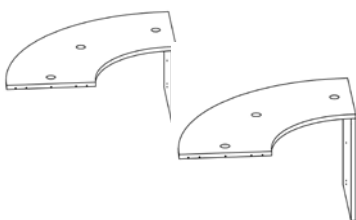


90° recessed curved counter - end

Remember to order front panel, see page 43 and leg frame/middle panel, see page 50. For counter with predrilled holes for cable conduct see pages 120-121.

H	x	W	x	D
mm				
740		2220		800
1000		2220		800

Item no.
HPL
BI2153929003
BI2153949003



RECESSED COUNTER

FREESTANDING 90° CURVED COUNTERS AND FRONT PANELS

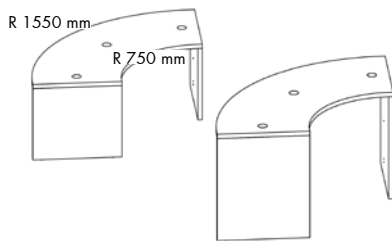
The design of Inform's recessed front panel allows for easy access on both sides of the counter and is especially suited for wheelchair use, as the front panel is placed 300 mm from the front. Remember to order front panel.

90° recessed curved counter - freestanding

Remember to order front panel. For counter with predrilled holes for cable conduct see pages 120-121.

H	x	W	x	D
mm				
740		2250		800
1000		2250		800

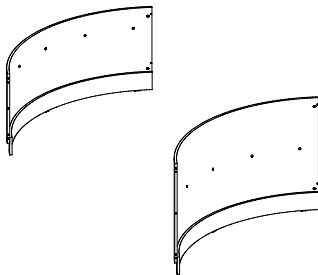
Item no.
HPL
BI2154929003
BI2154949003



Wooden front panel for 90° recessed curved counter

H	x	W
mm		
740		1768
1000		1768

Item no.
HPL
BI3209043
BI3209063

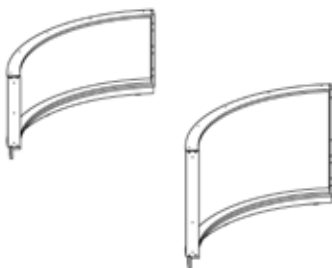


Acrylic front panel for 90° recessed curved counter

Melaminecoated wooden frame.

H	x	W
mm		
740		1768
1000		1768

Item no.
Acrylic & melamine
BI3309046
BI3309066



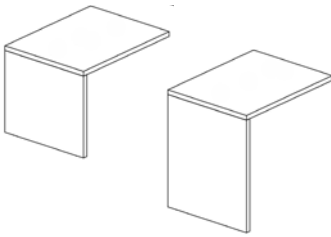
RECESSED COUNTER

RECTANGULAR COUNTERS - FOR CONNECTING TO STANDARD COUNTERS

The design of Inform's recessed front panel allows for easy access on both sides of the counter and is especially suited for wheelchair use, as the front panel is placed 300 mm from the front. It is available in two heights; 740 and 1000 mm. This model can be combined with standard counters of the same height by connecting with a middle panel (as the counter top is 40 mm wider than the recessed rectangular counter).

Recessed rectangular counter - starter - connected with middle panel

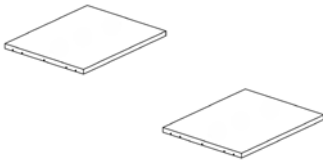
Remember to order front panel, see page 45 and middle panel, see page 50. For counter with predrilled holes for cable conduct see pages 120-121.



H x W x D mm	Item no. HPL
740 680 800	BI2121016003
740 880 800	BI2121018003
740 1080 800	BI2121020003
740 1280 800	BI2121022003
740 1480 800	BI2121024003
740 1680 800	BI2121026003
1000 680 800	BI2121036003
1000 880 800	BI2121038003
1000 1080 800	BI2121040003
1000 1280 800	BI2121042003
1000 1480 800	BI2121044003
1000 1680 800	BI2121046003

Recessed rectangular counter - middle - connected with middle panel

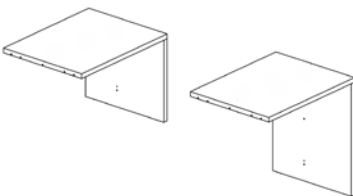
Remember to order front panel, see page 45 and middle panel, see page 50. For counter with predrilled holes for cable conduct see pages 120-121.



W x D mm	Item no. HPL
640 800	BI2122060003
840 800	BI2122080003
1040 800	BI2122081003
1240 800	BI2122082003
1440 800	BI2122084003
1640 800	BI2122086003

Recessed rectangular counter - end - connected with middle panel

Remember to order front panel, see page 45 and middle panel, see page 50. For counter with predrilled holes for cable conduct see pages 120-121.



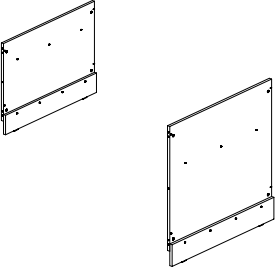
H x W x D mm	Item no. HPL
740 680 800	BI2123016003
740 880 800	BI2123018003
740 1080 800	BI2123020003
740 1280 800	BI2123022003
740 1480 800	BI2123024003
740 1680 800	BI2123026003
1000 680 800	BI2123036003
1000 880 800	BI2123038003
1000 1080 800	BI2123040003
1000 1280 800	BI2123042003
1000 1480 800	BI2123044003
1000 1680 800	BI2123046003

RECESSED COUNTER

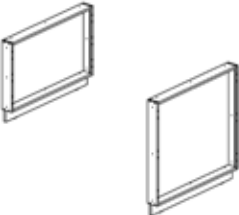
RECTANGULAR FRONT PANELS

Remember to order front panel.

Wooden front panel for recessed rectangular counter

	H x W mm	Item no.	Item no.
		Melamine	Veneer
	740 600	BI300146	BI300142
	740 800	BI300346	BI300342
	740 1000	BI300446	BI300442
	740 1200	BI300546	BI300542
	740 1400	BI300646	BI300642
	740 1600	BI300746	BI300742
	1000 600	BI300166	BI300162
	1000 800	BI300366	BI300362
	1000 1000	BI300466	BI300462
	1000 1200	BI300566	BI300562
	1000 1400	BI300666	BI300662
	1000 1600	BI300766	BI300762

Acrylic front panel for recessed rectangular counter

	H x W mm	Item no.
		Acrylic & melamine
	740 600	BI310146
	740 800	BI310346
	740 1000	BI310446
	740 1200	BI310546
	740 1400	BI310646
	740 1600	BI310746
	1000 600	BI310166
	1000 800	BI310366
	1000 1000	BI310466
	1000 1200	BI310566
	1000 1400	BI310666
	1000 1600	BI310766

RECESSED COUNTER

45° CURVED COUNTERS - FOR CONNECTING TO STANDARD COUNTERS

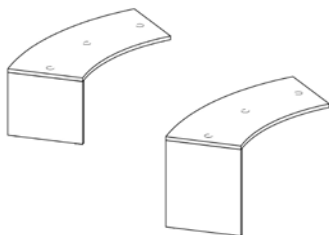
The design of Inform's recessed front panel allows for easy access on both sides of the counter and is especially suited for wheelchair use, as the front panel is placed 300 mm from the front. It is available in two heights; 740 and 1000 mm. This model can be combined with standard counters of the same height by connecting with a middle panel (as the counter top is 40 mm wider than the recessed 45° curved counter).

45° recessed curved counter - starter - connected with middle panel

Remember to order front panel, see page 47 and middle panel, see page 50. For counter with predrilled holes for cable conduct see pages 120-121.

H	x	W	x	D
mm				
740		2030		800
1000		2030		800

Item no.
HPL
BI2161429003
BI2161449003

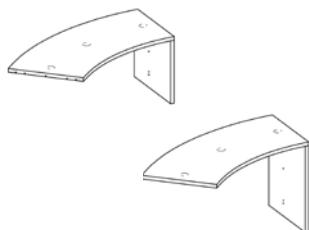


45° recessed curved counter - end - connected with middle panel

Remember to order front panel, see page 47 and middle panel, see page 50. For counter with predrilled holes for cable conduct see pages 120-121.

H	x	W	x	D
mm				
740		2030		800
1000		2030		800

Item no.
HPL
BI2163429003
BI2163449003

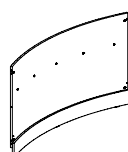
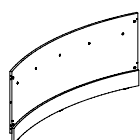


RECESSED COUNTER

45° CURVED FRONT PANELS

Remember to order front panel.

Wooden front panel for 45° recessed curved counter



H x W
mm

740 1760

1000 1760

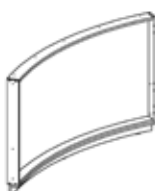
Item no.
HPL

BI3204543

BI3204563

Acrylic front panel for 45° recessed curved counter

Melaminecoated wooden frame.



H x W
mm

740 1760

1000 1760

Item no.
Acrylic & melamine

BI3304546

BI3304566

RECESSED COUNTER

90° CURVED COUNTERS - FOR CONNECTING TO STANDARD COUNTERS

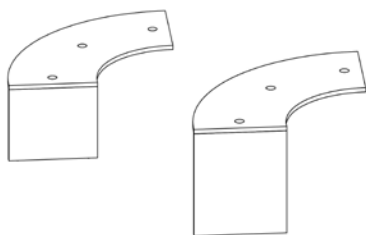
The design of Inform's recessed front panel allows for easy access on both sides of the counter and is especially suited for wheelchair use, as the front panel is placed 300 mm from the front. It is available in two heights; 740 and 1000 mm. This model can be combined with standard counters of the same height by connecting with a middle panel (as the counter top is 40 mm wider than the recessed 90° curved counter).

90° recessed curved counter - starter - connected with middle panel

Remember to order front panel, see page 49 and middle panel, see page 50. For counter with predrilled holes for cable conduct see pages 120-121.

H	x	W	x	D
mm				
740		2220		800
1000		2220		800

Item no.
HPL
BI2161929003
BI2161949003

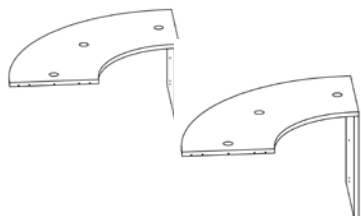


90° recessed curved counter - end - connected with middle panel

Remember to order front panel, see page 49 and middle panel, see page 50. For counter with predrilled holes for cable conduct see pages 120-121.

H	x	W	x	D
mm				
740		2220		800
1000		2220		800

Item no.
HPL
BI2163929003
BI2163949003


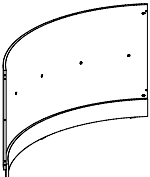


RECESSED COUNTER


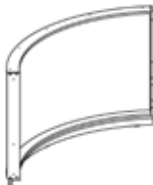
90° CURVED FRONT PANELS

Remember to order front panel.

Wooden front panel for 90° recessed curved counter

	H x W mm	Item no. HPL
	740 1768	BI3209043
	1000 1768	BI3209063

Acrylic front panel for 90° recessed curved counter

Melaminecoated wooden frame.	H x W mm	Item no. Acrylic & melamine
	740 1768	BI3309046
	1000 1768	BI3309066

RECESSED COUNTERS

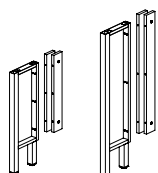
CONNECTIONS

If you wish to combine a recessed rectangular/curved counter with a recessed rectangular/curved counter of the same height, you must use a steel leg frame.

If you wish to combine a recessed rectangular/curved counter with standard rectangular/curved or step counter, you must use a middle panel.

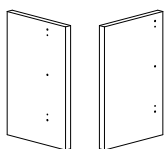
Steel leg frame for recessed counters

Must be used when assembling 2 recessed modules of the same height.

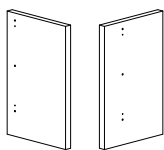


Finish	H mm	Item no. Melamine/veneer
Melamine	740	BI069546
	1000	BI069566
Veneer	740	BI069542
	1000	BI069562

Middle panel for recessed and standard counters

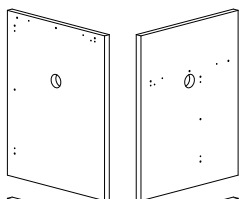


Side of panel	H mm	Item no. HPL
Left : Recessed counter Right: Standard counter	740	BI3704103

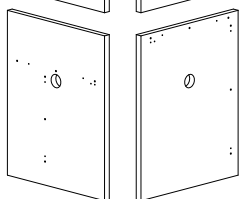


Left: Standard counter Right: Recessed counter	740	BI3704113
---	-----	-----------

Middle panel for recessed and step counter

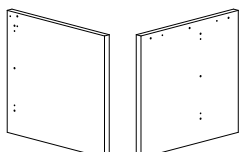


Side of panel	H mm	Item no. HPL
Left: Step counter Right: Recessed counter	1000	BI3706143

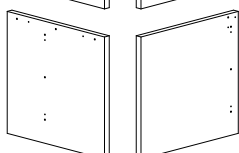


Left: Recessed counter Right: Step counter	1000	BI3706153
---	------	-----------

Middle panel for height adjustable and recessed counter



Side of panel	H mm	Item no. HPL
Left: Height adjustable counter Right: Recessed counter	740	BI3704163



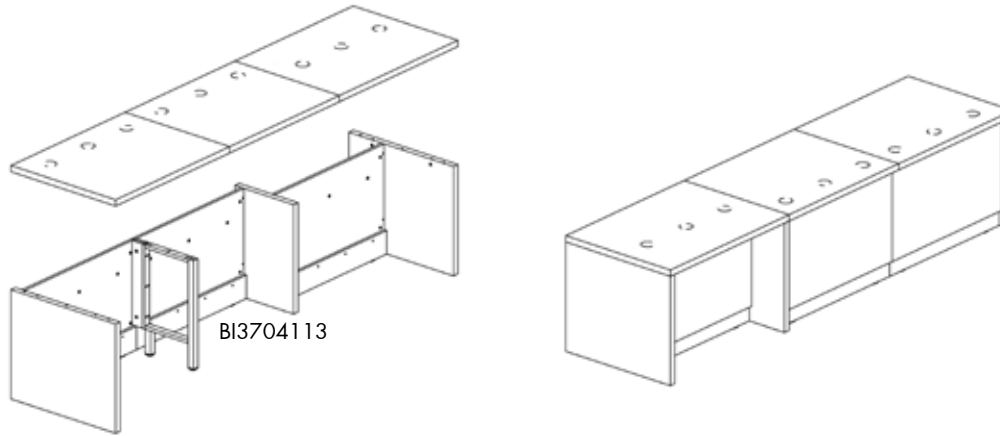
Left: Recessed counter Right: Height adjustable counter	740	BI3704173
--	-----	-----------

RECESSED COUNTERS

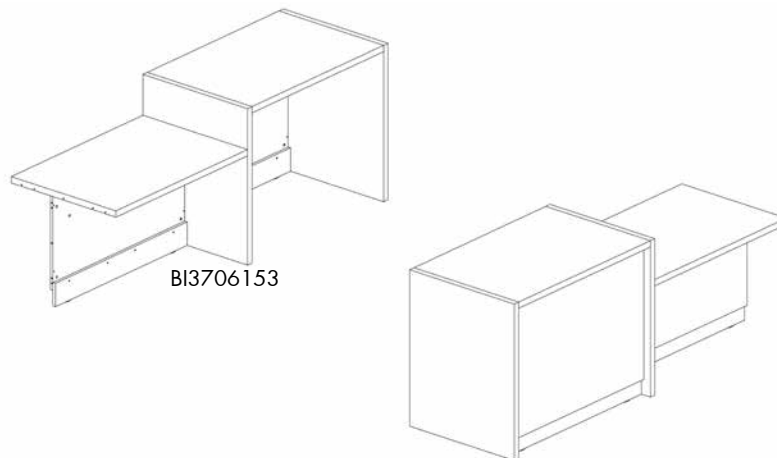
CONFIGURATIONS

If you wish to combine a recessed counter with standard rectangular/curved, height adjustable or step counter, you must use one of the panels on page 50. Remember always to construct your counter from left to right when sitting behind the counter.

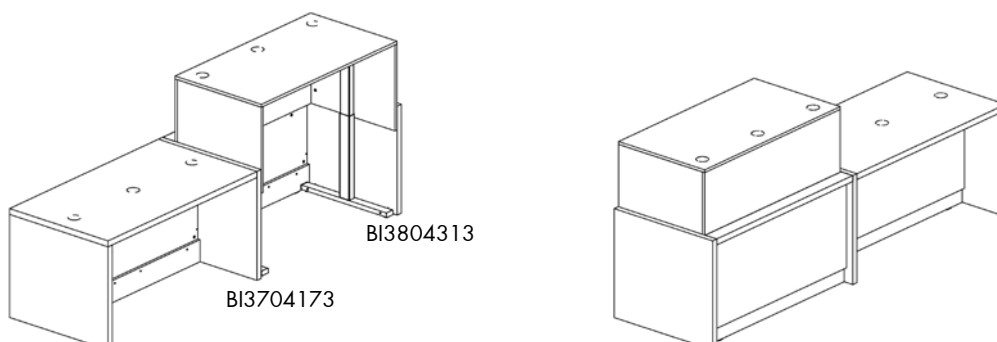
Rectangular counters with 2 standard fronts and 1 recessed front



Recessed and step counters

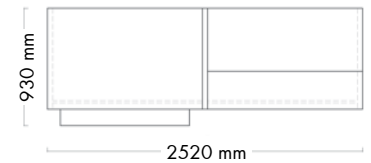


Recessed rectangular and height adjustable counter



STEP COUNTER

CONFIGURATION NO. 5



Rectangular & step counters (with counter shelf and bag shelf)

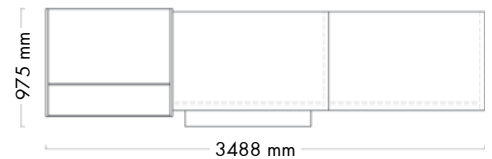
Components	Article no.	Quantity		
Rectangular counter - starter (W1240 x H740 mm)	BI2001022003	-	1	-
Wooden front panel for rectangular counter (W1200 x H740 mm)	BI300546	-	1	-
Counter shelf and front for rectangular counter - starter (W1240 mm)	BI4101056	-	1	-
Middle panel for step and standard counter (H1000 mm)	BI3706133	-	1	-
Rectangular counter - end (W1240 x H1000 mm)	BI2003042003	-	1	-
Wooden front panel for rectangular counter (W1200 x H1000 mm)	BI300566	-	1	-
Wooden bag shelf for rectangular counter (W1200 mm)	BI81053	-	1	-
Total price for configuration				-

Comments to configuration

- Monitor, office chair and text are not included in price.
- All prices are based on colours and surfaces in price group A, see pages 4-7 for colours.
- We recommend the use of desk grommets, cable rails and drawer pedestals with the Inform counter, see page 113.
- The bag shelf is in fact 1000 mm long, adapted to a 1200 mm front panel.

STEP COUNTER

CONFIGURATION NO. 6



Rectangular & step counters with presentation cabinet (with bag shelf)

Components	Article no.	Quantity		
Rectangular counter - starter (W1240 x H740 mm)	BI2001022003	-	1	-
Wooden front panel for rectangular counter (W1200 x H740 mm)	BI300546	-	1	-
Middle panel for step and standard counter (H1000 mm)	BI3706133	-	1	-
Rectangular counter - middle (W1200 x H1000 mm)	BI2002082003	-	1	-
Wooden front panel for rectangular counter (W1200 x H1000 mm)	BI300566	-	1	-
Display cabinet with 2 shelves & shelving options (W1008 x H1130 mm)	BI525127006	-	1	-
Steel intermediate shelf with backedge (W1000 x D300 mm)	B401803131	-	4	-
Wooden bag shelf for rectangular counter (W1200 mm)	BI81053	-	1	-
Total price for configuration				-

Comments to configuration

- Monitor, office chair and text are not included in price.
- All prices are based on colours and surfaces in price group A, see pages 4-7 for colours.
- We recommend the use of desk grommets, cable rails and drawer pedestals with the Inform counter, see page 113.
- The bag shelf is in fact 1000 mm long, adapted to a 1200 mm front panel.
- Shelves are not included in presentation cabinet. For full overview of shelving options for presentation cabinet, see page 101.

STEP COUNTER

COUNTER TOPS

Vary the height of the Inform counter by adding a simple module - a step counter top. The counter top can be used for the two heights; 740 and 1000 mm. To combine with standard and recessed counters, see page 57.

Step counter top

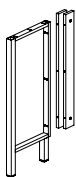
Remember to order middle panels. For counter with predrilled holes for cable conduct see pages 120-121.



H	x	W	x	D	Item no.
				mm	HPL
740		600		800	BI2002060003
740		800		800	BI2002080003
740		1000		800	BI2002081003
740		1200		800	BI2002082003
740		1400		800	BI2002084003
740		1600		800	BI2002086003

Steel leg frame

Must be used when assembling 2 modules of the same height.



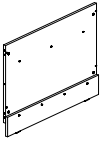
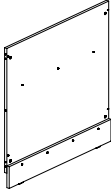
H	Item no.	Item no.
mm	Melamine	Veneer
1000	BI069166	BI069162

STEP COUNTER

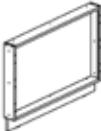
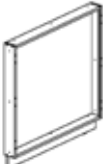
FRONT PANELS

Vary the height of the Inform counter by adding a simple module - a step counter top. The counter top can be used for the two heights; 740 and 1000 mm. To combine with standard and recessed counters, see page 57.

Wooden front panel for step counter

	H x W mm	Item no. Melamine	Item no. Veneer
	740 600	BI300146	BI300142
	740 800	BI300346	BI300342
	740 1000	BI300446	BI300442
	740 1200	BI300546	BI300542
	740 1400	BI300646	BI300642
	740 1600	BI300746	BI300742
		1000 600	BI300166
1000 800		BI300366	BI300362
1000 1000		BI300466	BI300462
1000 1200		BI300566	BI300562
1000 1400		BI300666	BI300662
1000 1600		BI300766	BI300762

Acrylic front panel for step counter

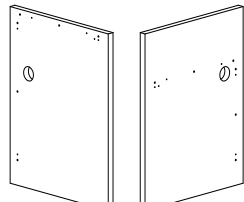
Melaminecoated wooden frame.	H x W mm	Item no. Acrylic & melamine
	74 600	BI310146
	740 800	BI310346
	740 1000	BI310446
	740 1200	BI310546
	740 1400	BI310646
	740 1600	BI310746
		1000 600
1000 800		BI310366
1000 1000		BI310466
1000 1200		BI310566
1000 1400		BI310666
1000 1600		BI310766

STEP COUNTER

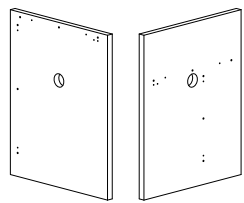
MIDDLE PANELS

It is necessary to order side and middle panels for the step counter, depending on the construction of your complete counter. See overview of panels below. Remember always to construct your counter from left to right when sitting behind the counter!

Middle panel for step and standard counter

	Side of panel	H mm	Item no. HPL
	Left: Step counter Right: Standard counter (H740 mm)	1000	BI3706123
	Left: Standard counter (H740 mm) Right: Step counter	1000	BI3706133

Middle panel for step and recessed counter

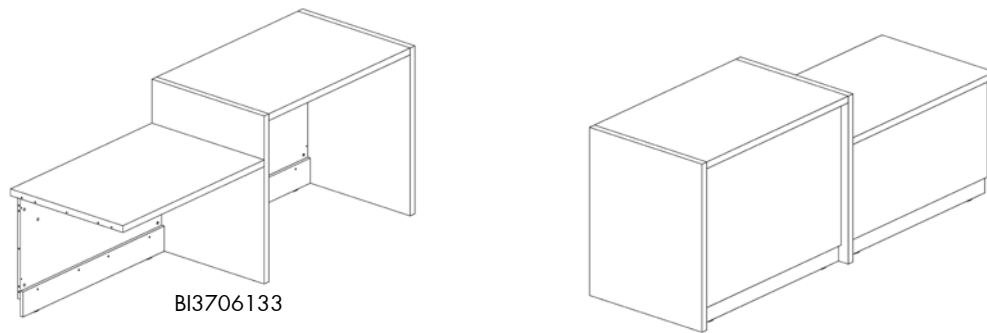
	Side of panel	H mm	Item no. HPL
	Left: Step counter Right: Recessed counter	1000	BI3706143
	Left: Recessed counter Right: Step counter	1000	BI3706153

STEP COUNTER

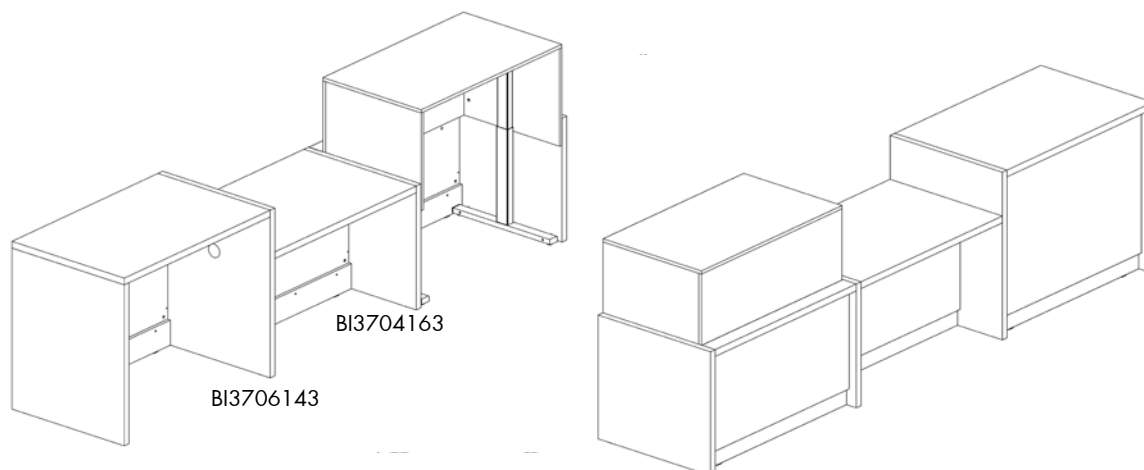
CONFIGURATIONS

The counter can be installed using either the middle panel or leg frame, depending on whether the counter is placed next to another standard counter or display cabinet. See overview of middle panels on page 56. Remember always to construct your counter from left to right when sitting behind the counter!

Standard and step counter

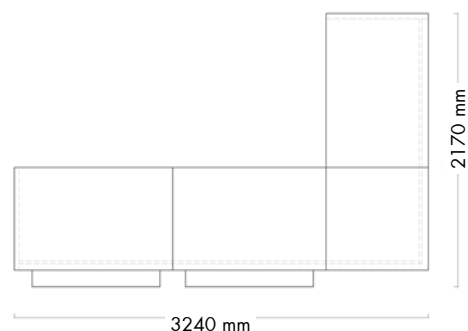


Step, recessed and height adjustable counter



CORNER COUNTER

CONFIGURATION NO. 11



Rectangular & square corner counters (with bag shelves)

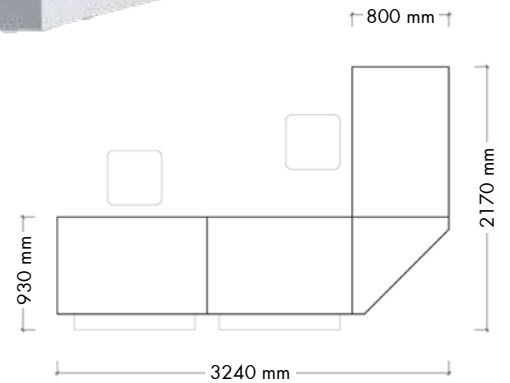
Components	Article no.	Quantity		
Rectangular counter - starter (W1240 x H740 mm)	BI2001022003	-	1	-
Rectangular counter - middle (W1200 x H740 mm)	BI2002082003	-	1	-
Rectangular counter - end (W1240 x H740 mm)	BI2003022003	-	1	-
Square corner counter top (H740 mm)	BI26530003	-	1	-
Wooden front panel for rectangular counter (W1200 x H740 mm)	BI300546	-	3	-
Wooden front panel for square corner counter (H740 mm)	BI340346	-	1	-
Wooden bag shelf for rectangular counter (W1200 mm)	BI81053	-	2	-
Steel leg frame (H740 mm)	BI069146	-	3	-
Monitor arm	B401184	-	1	-
Total price for configuration				-

Comments to configuration

- Monitor, key board, office chairs and text are not included in price.
- All prices are based on colours and surfaces in price group A, see pages 4-7 for colours.
- We recommend the use of desk grommets, cable rails and drawer pedestals with the Inform counter, see page 113.
- The bag shelf is in fact 1000 mm long, adapted to a 1200 mm front panel.
- It is necessary to drill an Ø80 mm hole for the monitor arm on site or modify the article number for counter for predrilled hole, see pages 120-121.

CORNER COUNTER

CONFIGURATION NO. 12



Rectangular & triangular corner counters (with bag shelves)

Components	Article no.	Quantity		
Rectangular counter - starter (W1240 x H740 mm)	BI2001022003	-	1	-
Rectangular counter - middle (W1200 x H740 mm)	BI2002082003	-	1	-
Rectangular counter - end (W1240 x H740 mm)	BI2003022003	-	1	-
Wooden front panel for rectangular counter (W1200 x H740 mm)	BI300546	-	3	-
Triangular corner counter top (H740 mm)	BI26833003	-	1	-
Wooden front panel for triangular corner counter (H740 mm)	BI345346	-	1	-
Wooden bag shelf for rectangular counter (W1200 mm)	BI81053	-	2	-
Steel leg frame (H740 mm)	BI069146	-	3	-
Total price for configuration				-

Comments to configuration

- Monitor, office chair and text are not included in price.
- All prices are based on colours and surfaces in price group A, see pages 4-7 for colours.
- We recommend the use of desk grommets, cable rails and drawer pedestals with the Inform counter, see page 113.
- The bag shelf is in fact 1000 mm long, adapted to a 1200 mm front panel.

CORNER COUNTER

SQUARE CORNER COUNTER TOPS, FRONT PANELS AND LEG FRAME

The corner counter is ideal for combining with the rectangular counter and the info table. The corner counter creates a sharp angle with no optical interruptions, maintaining the design of a continuous frame.

Square corner counter top

Remember to order leg frame and front panel. For counter with predrilled holes for cable conduct see pages 120-121.

W	x	D
mm		
800		800

Item no.
HPL
BI26530003



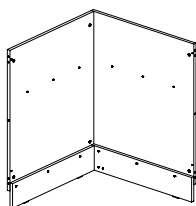
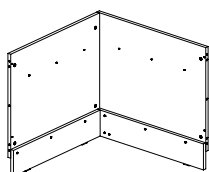
Wooden front panel for square corner counter

Remember to order leg frame.

H	x	W	x	D
mm				
740		800		800
1000		800		800

Item no.
Melamine
BI340346
BI340366

Item no.
Veneer
BI340342
BI340362



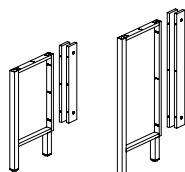
Steel leg frame

Must be used when assembling 2 modules of the same height.

H
mm
740
1000

Item no.
Melamine
BI069146
BI069166

Item no.
Veneer
BI069142
BI069162



CORNER COUNTER

TRIANGULAR CORNER COUNTER TOPS, FRONT PANELS AND LEG FRAME

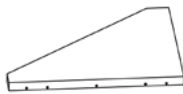
The triangular corner counter can be used for combining many of the other Inform counters. Create an open, informal look with the triangular corner counter and make a contrast to the linear lines usually found in a library.

Triangular corner counter top

Remember to order leg frame and front panel. For counter with predrilled holes for cable conduct see pages 120-121.

W	x	D
mm		
800		800

Item no.
HPL
BI26833003



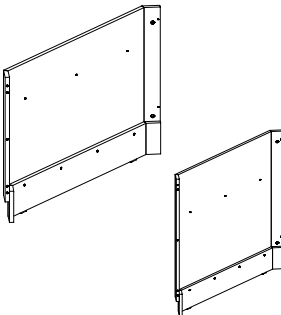
Wooden front panel for triangular corner counter

Remember to order leg frame.

H	x	W	x	D
mm				
740		800		800
1000		800		800

Item no.
Melamine
BI345346
BI345366

Item no.
Veneer
BI345342
BI345362



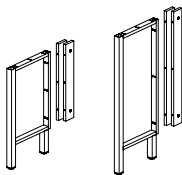
Steel leg frame

Must be used when assembling 2 modules of the same height.

H
mm
740
1000

Item no.
Melamine
BI069146
BI069166

Item no.
Veneer
BI069142
BI069162



INFO TABLE

CONFIGURATION NO. 13



45° & 90° curved counters & info table with foot

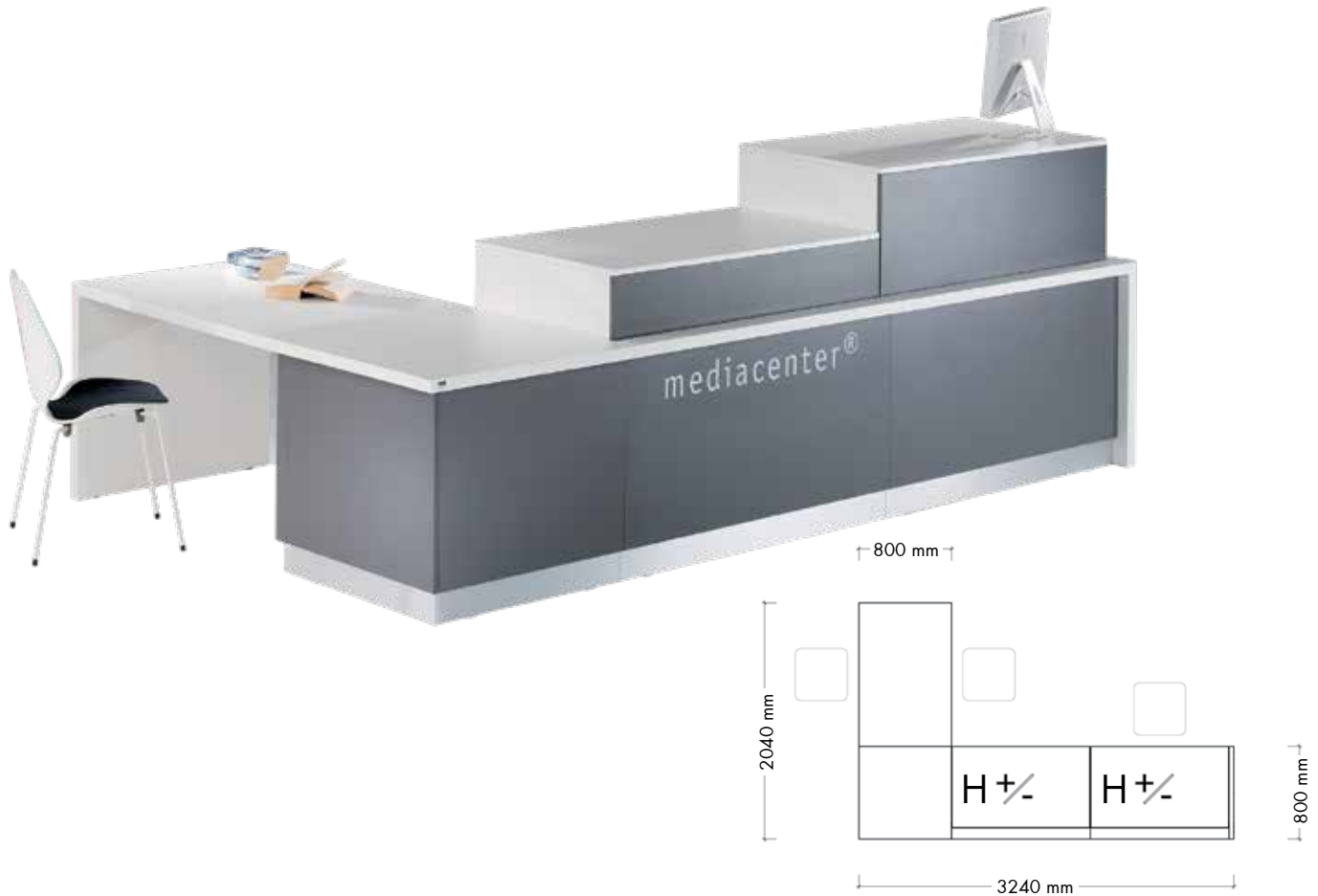
Components	Article no.	Quantity		
45° curved counter - starter (H740 mm)	BI2051428003	-	1	-
45° curved counter - middle (H740 mm)	BI2052488003	-	1	-
Wooden front panel for 45° curved counter (H740 mm)	BI3204543	-	2	-
90° curved counter - middle (H740 mm)	BI2052988003	-	1	-
Wooden front panel for 90° curved counter (H740 mm)	BI3209043	-	1	-
Info table - end (W800 x H740 mm)	BI27030343	-	1	-
Wooden side panel for info table (H740 mm)	BI38546	-	1	-
Steel leg frame (H740 mm)	BI069146	-	3	-
Monitor arm	B401184	-	1	-
Total price for configuration				-

Comments to configuration

- Monitor, key board, office chair, chairs and text are not included in price.
- All prices are based on colours and surfaces in price group A, see pages 4-7 for colours.
- We recommend the use of desk grommets, cable rails and drawer pedestals with the Inform counter, see page 113.
- It is necessary to drill an Ø80 mm hole for the monitor arm on site or modify the article number for counter for predrilled hole, see pages 120-121.

INFO TABLE

CONFIGURATION NO. 14



Height adjustable counter, corner counter & info table with panel

Components	Article no.	Quantity		
Left side panel for height adjustable counter (H740 mm)	BI3804303	-	1	-
Height adjustable counter - starter, middle and end (W1200 mm)	BI24015006	-	2	-
Wooden front panel for height adjustable counter (W1200 x H740 mm)	BI350546	-	2	-
Square corner counter top for height adjustable counter on left side	BI26520003	-	1	-
Middle panel for height adjustable and standard counter (H740 mm)	BI3704193	-	1	-
Wooden front panel for square corner counter (H740 mm)	BI340346	-	1	-
Wooden side panel for info table (H740 mm)	BI38546	-	1	-
Steel leg frame for info table (H740 mm)	BI069146	-	1	-
Info table - end (H740 x W1240 mm)	BI28030543	-	1	-
Total price for configuration				-

Comments to configuration

- Monitor, chair and text are not included in price.
- All prices are based on colours and surfaces in price group A, see pages 4-7 for colours.
- We recommend the use of desk grommets, cable rails and drawer pedestals with the Inform counter, see page 113.

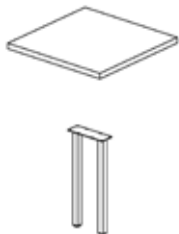
INFO TABLE

COUNTER TOPS WITH FOOT, SIDE PANEL AND LEG FRAME

As an adviser, you need to portray openness and show communicative skills. This also applies for the furniture. Our info table enlarges your work area with a short table element. It provides you with an open and informal space for small discussions.

Info table - starter

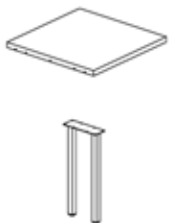
Foot included. Remember to order leg frame and wooden side panel.



H	x	W	x	D	Item no.
mm					HPL
740		800		800	BI27010343
1000		800		800	BI27010363

Info table - end

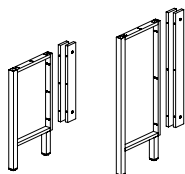
Foot included. Remember to order leg frame and wooden side panel.



H	x	W	x	D	Item no.
mm					HPL
740		800		800	BI27030343
1000		800		800	BI27030363

Steel leg frame

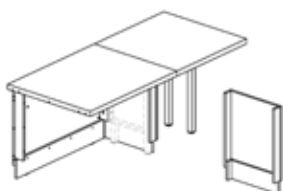
Must be used when assembling 2 modules of the same height.



H	Item no.	Item no.
mm	Melamine	Veneer
740	BI069146	BI069142
1000	BI069166	BI069162

Wooden side panel for info table

Used to create a finish on adjacent counter. Wooden side panel to be placed at the end of adjacent counter, with leg frame inside.



H	x	W	x	D	Item no.	Item no.
mm					Melamine	Veneer
740		800		510	BI38546	BI38542
1000		800		510	BI38566	BI38562

INFO TABLE

COUNTER TOPS WITH PANEL, FRONT PANELS AND LEG FRAME

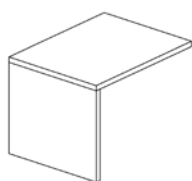
As an adviser, you need to portray openness and show communicative skills. This also applies for the furniture. Our info table enlarges your work area with a short table element. It provides you with an open and informal space for small discussions.

Info table - starter

Remember to order leg frame and wooden side panel for inside of adjacent counter.

H	x	W	x	D
mm				
740		840		800
740		1040		800
740		1240		800

Item no.
HPL
BI28010343
BI28010443
BI28010543

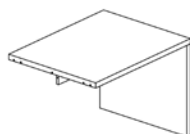


Info table - end

Remember to order leg frame and wooden side panel for inside of adjacent counter.

H	x	W	x	D
mm				
740		840		800
740		1040		800
740		1240		800

Item no.
HPL
BI28030343
BI28030443
BI28030543

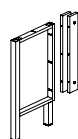


Steel leg frame for info table

Must be used when assembling 2 modules of the same height.

H	Item no.
mm	Melamine
740	BI069146

Item no.
Veneer
BI069142

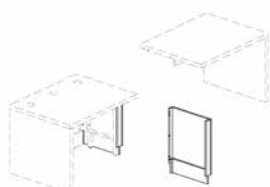


Wooden side panel for info table

Used to create a finish on adjacent counter. Wooden side panel to be placed at the end of adjacent counter with leg frame inside.

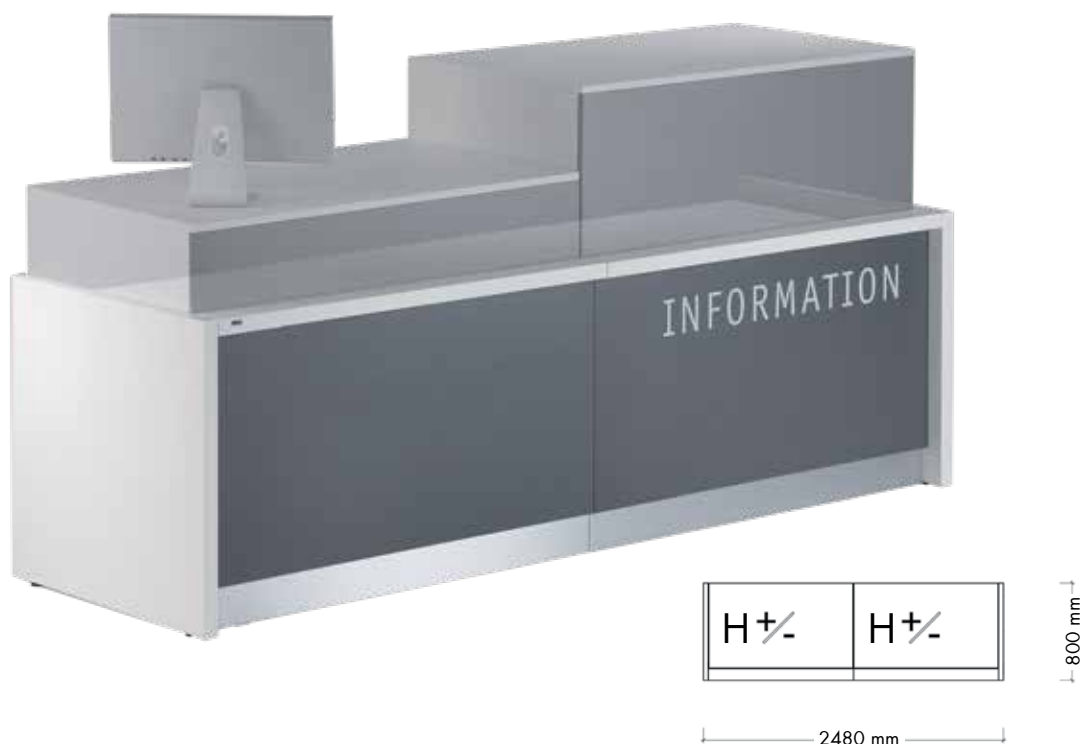
H	x	W	x	D	Item no.
mm					Melamine
740		80		360	BI38546

Item no.
Veneer
BI38542



HEIGHT ADJUSTABLE COUNTER

CONFIGURATION NO. 7



Rectangular height adjustable counters

Components	Article no.	Quantity
Left side panel for height adjustable counter (H740 mm)	BI3804303	- 1 -
Height adjustable counter - starter, middle and end (W1200 mm)	BI24015006	- 2 -
Wooden front panel for height adjustable counter (W1200 x H740 mm)	BI350546	- 2 -
Right side panel for height adjustable counter (H740 mm)	BI3804313	- 1 -

Comments to configuration

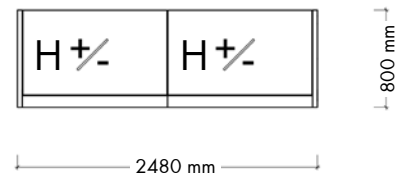
- Monitor and text are not included in price.
- All prices are based on colours and surfaces in price group A, see pages 4-7 for colours.
- We recommend the use of desk grommets, cable rails and drawer pedestals with the Inform counter, see page 113.

HEIGHT ADJUSTABLE COUNTER

CONFIGURATION NO. 8



Note: the front is flat



Rectangular height adjustable counters (with acrylic front)

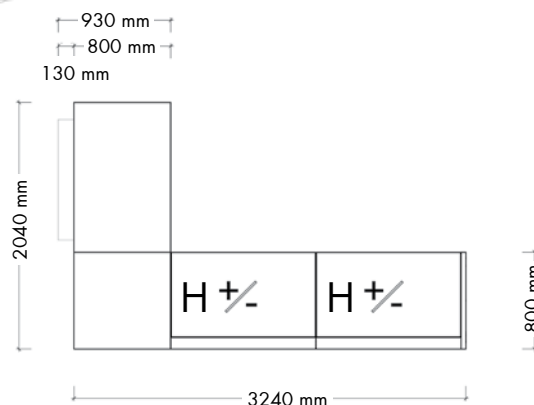
Components	Article no.	Quantity		
Left side panel for height adjustable counter (H740 mm)	BI3804303	-	1	-
Height adjustable counter - starter, middle and end (W1200 mm)	BI24015006	-	2	-
Acrylic front panel for height adjustable counter (W1200 x H740 mm)	BI360543	-	2	-
Right side panel for height adjustable counter (H740 mm)	BI3804313	-	1	-

Comments to configuration

- Text is not included in price.
- All prices are based on colours and surfaces in price group A, see pages 4-7 for colours.
- We recommend the use of desk grommets, cable rails and drawer pedestals with the Inform counter, see page 113.

HEIGHT ADJUSTABLE COUNTER

CONFIGURATION NO. 9



Rectangular height adjustable, corner and rectangular counters (with bag shelf)

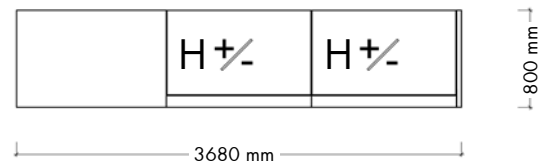
Components	Article no.	Quantity		
Left side panel for height adjustable counter (H740 mm)	BI3804303	-	1	-
Height adjustable counter - starter, middle and end (W1200 mm)	BI24015006	-	2	-
Wooden front panel for height adjustable counter (W1200 x H740 mm)	BI350546	-	2	-
Square corner counter top for height adjustable counter on left side	BI26520003	-	1	-
Middle panel for height adjustable and standard counter (H740 mm)	BI3704193	-	1	-
Wooden front panel for square corner counter (H740 mm)	BI340346	-	1	-
Rectangular counter - end (W1240 x H740 mm)	BI2003022003	-	1	-
Wooden front panel for rectangular counter (W1200 x H740 mm)	BI300546	-	1	-
Wooden bag shelf for rectangular counter (W1200 mm)	BI81053	-	1	-

Comments to configuration

- Monitor, office chairs and text are not included in price.
- All prices are based on colours and surfaces in price group A, see pages 4-7 for colours.
- We recommend the use of desk grommets, cable rails and drawer pedestals with the Inform counter, see page 113.
- The bag shelf is in fact 1000 mm long, adapted to a 1200 mm front panel.

HEIGHT ADJUSTABLE COUNTER

CONFIGURATION NO. 10



Rectangular height adjustable and rectangular counters (with bag shelves)

Components	Article no.	Quantity		
Left side panel for height adjustable counter (H740 mm)	BI3804303	-	1	-
Height adjustable counter - starter, middle and end (W1200 mm)	BI24015006	-	2	-
Wooden front panel for height adjustable counter (W1200 x H740 mm)	BI350546	-	2	-
Middle panel for height adjustable and standard counter (H740 mm)	BI3704193	-	1	-
Rectangular counter for height adj. counter - end (W1240 x H740 mm)	BI2305022003	-	1	-
Wooden front panel for rectangular counter (W1200 x H740 mm)	BI300546	-	1	-
Wooden bag shelf for rectangular counter (W1200 mm)	BI81053	-	2	-

Comments to configuration

- Monitor, display and text are not included in price.
- All prices are based on colours and surfaces in price group A, see pages 4-7 for colours.
- We recommend the use of desk grommets, cable rails and drawer pedestals with the Inform counter, see page 113.
- The bag shelves are in fact 1000 mm long, adapted to 1200 mm front panels.

HEIGHT ADJUSTABLE COUNTER

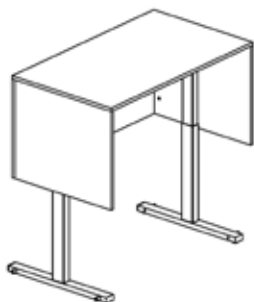
RECTANGULAR COUNTERS

The height adjustable counter is a double construction with a moveable upper part and a fixed lower part. The moveable part of the counter slides along the walls of the fixed parts excluding possible safety risks such as entrapment and bruising. With the electrical driven height adjustable counter, you can adjust your working height ranging between 680 mm and 1180 mm. To construct a complete counter including a height adjustable counter, you must use the products shown on pages 72-81.

Height adjustable counter

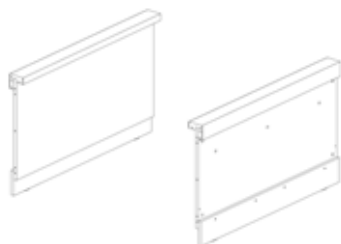
Available in 3 versions:
 (1) for European market,
 (2) for US market 110V
 (3) for UK market.

Side, front and middle panels to be ordered separately. For counter with predrilled holes for cable conduct see pages 120-121.



	H	x	W	x	D	Item no. Melamine	Item no. Veneer
	mm						
(1)	680-1180	1000			700	BI24014006	BI25014002
	680-1180	1200			700	BI24015006	BI25015002
	680-1180	1400			700	BI24016006	BI25016002
	680-1180	1600			700	BI24017006	BI25017002
(2)	680-1180	1000			700	BI24024006	BI25024002
	680-1180	1200			700	BI24025006	BI25025002
	680-1180	1400			700	BI24026006	BI25026002
	680-1180	1600			700	BI24027006	BI25027002
(3)	680-1180	1000			700	BI24034006	BI25034002
	680-1180	1200			700	BI24035006	BI25035002
	680-1180	1400			700	BI24036006	BI25036002
	680-1180	1600			700	BI24037006	BI25037002

Wooden front panel for height adjustable counter



H	x	W	Item no. Melamine	Item no. Veneer
mm				
740		1000	BI350446	BI350442
740		1200	BI350546	BI350542
740		1400	BI350646	BI350642
740		1600	BI350746	BI350742

Acrylic front panel for height adjustable counter

HPL wooden frame.



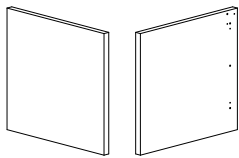
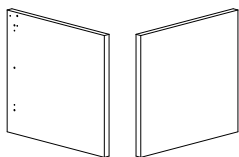
H	x	W	Item no. Acrylic & HPL
mm			
740		1000	BI360443
740		1200	BI360543
740		1400	BI360643
740		1600	BI360743

HEIGHT ADJUSTABLE COUNTER

FRONT AND SIDE PANELS

Remember to order front and side panels for your height adjustable counter.

Side panel for height adjustable counter - for start/end

	Side	H mm	Item no. HPL
	Left: No drill holes Right: Height adjustable counter	740	BI3804303
	Left: Height adjustable counter Right: No drill holes	740	BI3804313

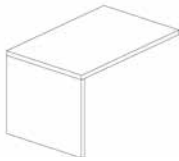
HEIGHT ADJUSTABLE COUNTER

H740 MM RECTANGULAR COUNTERS FOR HEIGHT ADJUSTABLE COUNTER

If you wish to add a rectangular H740 mm counter to Inform height adjustable counters, you must use the counters shown below. If you wish to add a rectangular H1000 mm counter, see page 22. See overview on page 82 to find the correct middle panel for your construction.

H740 mm rectangular counter for right sided height adjustable counter - starter

Left side: Starter Right side: Height adjustable Use with middle panel BI3704193, see page 82. Remember to order front panel, see next page. For counters with predrilled holes for cable conduct, see pages 120-121.	H x W x D mm	Item no. HPL
	740 640 800	BI2301016003
	740 840 800	BI2301018003
	740 1040 800	BI2301020003
	740 1240 800	BI2301022003
	740 1440 800	BI2301024003
	740 1640 800	BI2301026003



H740 mm rectangular counter for right sided height adjustable counter - middle

Left side: Rectangular/curved/corner Right side: Height adjustable Use with middle panel BI3704193, see page 82. Remember to order front panel, see next page. For counters with predrilled holes for cable conduct, see pages 120-121.	H x W x D mm	Item no. HPL
	740 640 800	BI2302060003
	740 840 800	BI2302080003
	740 1040 800	BI2302081003
	740 1240 800	BI2302082003
	740 1440 800	BI2302084003
	740 1640 800	BI2302086003



H740 mm rectangular counter for height adjustable counter on both sides

Left side: Height adjustable Right side: Height adjustable Use with two middle panels BI3704183 and BI3704193, see page 82. Remem- ber to order front panel, see next page. For counters with predrilled holes for cable conduct, see pages 120-121.	H x W x D mm	Item no. HPL
	740 600 800	BI2303060003
	740 800 800	BI2303080003
	740 1000 800	BI2303081003
	740 1200 800	BI2303082003
	740 1400 800	BI2303084003
	740 1600 800	BI2303086003



HEIGHT ADJUSTABLE COUNTER

H740 MM RECTANGULAR COUNTERS AND FRONTS FOR HEIGHT ADJUSTABLE COUNTER

If you wish to add a rectangular H740 mm counter to Inform height adjustable counters, you must use the counters shown below. If you wish to add a rectangular H1000 mm counter, see page 22. See overview on page 82 to find the correct middle panel for your construction.

H740 mm rectangular counter for left sided height adjustable counter - middle

Left side: Height adjustable Right side: Rectangular/curved/corner Use with middle panel BI3704183, see page 82. Remember to order front panel, see below. For counters with predrilled holes for cable conduct, see pages 120-121.	H x W x D mm	Item no. HPL
	740 600 800	BI2304060003
	740 800 800	BI2304080003
	740 1000 800	BI2304081003
	740 1200 800	BI2304082003
	740 1400 800	BI2304084003
	740 1600 800	BI2304086003



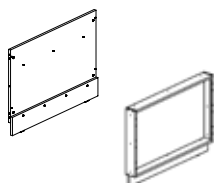
H740 mm rectangular counter for left sided height adjustable counter - end

Left side: Height adjustable Right side: End Use with middle panel BI3704183, see page 82. Remember to order front panel, see below. For counters with predrilled holes for cable conduct, see pages 120-121.	H x W x D mm	Item no. HPL
	740 640 800	BI2305016003
	740 840 800	BI2305018003
	740 1040 800	BI2305020003
	740 1240 800	BI2305022003
	740 1440 800	BI2305024003
	740 1640 800	BI2305026003



Wooden or acrylic front panel for rectangular counter for height adjustable counter

Wooden: Melaminecoated/veneer. Acrylic: Melaminecoated wooden frame.	H x W mm	Item no. Melamine/veneer	Item no. Acrylic & melamine
	740 600	BI300146	BI310146
	740 800	BI300346	BI310346
	740 1000	BI300446	BI310446
	740 1200	BI300546	BI310546
	740 1400	BI300646	BI310646
	740 1600	BI300746	BI310746
	740 600	BI300142	
	740 800	BI300342	
	740 1000	BI300442	
	740 1200	BI300542	
	740 1400	BI300642	
	740 1600	BI300742	



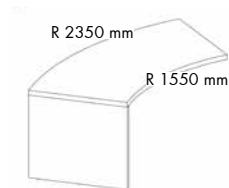
HEIGHT ADJUSTABLE COUNTER

H740 MM 45° CURVED COUNTERS FOR HEIGHT ADJUSTABLE COUNTER

If you wish to add a 45° curved H740 mm counter to Inform height adjustable counters, you must use the counters shown below. If you wish to add a 45° curved H1000 mm counter, see page 24. See overview on page 82 to find the correct middle panel for your construction.

45° curved counter for right sided height adjustable counter - starter

Left side: Starter	H x W x D	Item no.
Right side: Height adjustable	mm	HPL
Use with middle panel BI3704193, see page 82. Remember to order front panel, see next page. For counters with predrilled holes for cable conduct, see pages 120-121.	740 1835 800	BI2351428003



45° curved counter for right sided height adjustable counter - middle

Left side: Rectangular/curved/corner	H x W x D	Item no.
Right side: Height adjustable	mm	HPL
Use with middle panel BI3704193, see page 82. Remember to order front panel, see next page. For counters with predrilled holes for cable conduct, see pages 120-121.	740 1800 800	BI2352488003



45° curved counter for height adjustable counter on both sides

Left side: Height adjustable	H x W x D	Item no.
Right side: Height adjustable	mm	HPL
Use with two middle panels BI3704183 and BI3704193, see page 82. Remember to order front panel, see next page. For counters with predrilled holes for cable conduct, see pages 120-121.	740 1800 800	BI2353488003



HEIGHT ADJUSTABLE COUNTER

H740 MM 45° CURVED COUNTERS AND FRONT PANELS FOR HEIGHT ADJUSTABLE COUNTER

If you wish to add a 45° curved H740 mm counter to Inform height adjustable counters, you must use the counters shown below. If you wish to add a 45° curved H1000 mm counter, see page 24. See overview on page 82 to find the correct middle panel for your construction.

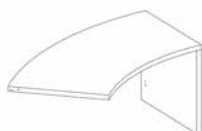
45° curved counter for left sided height adjustable counter - middle

Left side: Height adjustable	H x W x D	Item no.
Right side: Rectangular/curved/corner	mm	HPL
Use with middle panel BI3704183, see page 82. Remember to order front panel, see below. For counters with predrilled holes for cable conduct, see pages 120-121.	740 1800 800	BI2354488003



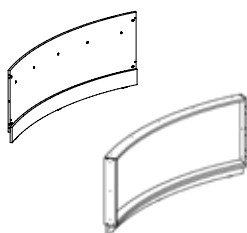
45° curved counter for left sided height adjustable counter - end

Left side: Height adjustable	H x W x D	Item no.
Right side: End	mm	HPL
Use with middle panel BI3704183, see page 82. Remember to order front panel, see below. For counters with predrilled holes for cable conduct, see pages 120-121.	740 1835 800	BI2355428003



Wooden or acrylic front panel for 45° curved counter

Wooden: High pressure laminate (HPL)	H x W	Item no.	Item no.
Acrylic: Melaminecoated wooden frame.	mm	HPL	Acrylic & melamine
	740 1760	BI3204543	BI3304546



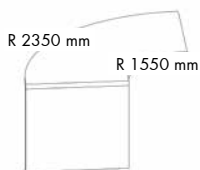
HEIGHT ADJUSTABLE COUNTER

H740 MM 90° CURVED COUNTERS FOR HEIGHT ADJUSTABLE COUNTER

If you wish to add a 90° curved H740 mm counter to Inform height adjustable counters, you must use the counters shown below. If you wish to add a 90° curved H1000 mm counter, see page 26. See overview on page 82 to find the correct middle panel for your construction.

90° curved counter for right sided height adjustable counter - starter

Left side: Starter	H x W x D	Item no.
Right side: Height adjustable	mm	HPL
Use with middle panel BI3704193, see page 82. Remember to order front panel, see next page. For counters with predrilled holes for cable conduct, see pages 120-121.	740 1870 800	BI2351928003



90° curved counter for right sided height adjustable counter - middle

Left side: Rectangular/curved/corner	H x W x D	Item no.
Right side: Height adjustable	mm	HPL
Use with middle panel BI3704193, see page 82. Remember to order front panel, see next page. For counters with predrilled holes for cable conduct, see pages 120-121.	740 1840 800	BI2352988003



90° curved counter for height adjustable counter on both sides

Left side: Height adjustable	H x W x D	Item no.
Right side: Height adjustable	mm	HPL
Use with two middle panels BI3704183 and BI3704193, see page 82. Remember to order front panel, see next page. For counters with predrilled holes for cable conduct, see pages 120-121.	740 1840 800	BI2353988003



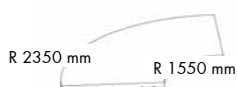
HEIGHT ADJUSTABLE COUNTER

H740 MM 90° CURVED COUNTERS AND FRONT PANELS FOR HEIGHT ADJUSTABLE COUNTER

If you wish to add a 90° curved H740 mm counter to Inform height adjustable counters, you must use the counters shown below. If you wish to add a 90° curved H1000 mm counter, see page 26. See overview on page 82 to find the correct middle panel for your construction.

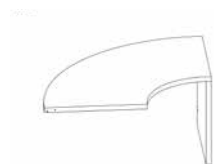
90° curved counter for left sided height adjustable counter - middle

Left side: Height adjustable	H x W x D	Item no.
Right side: Rectangular/curved/corner	mm	HPL
Use with middle panel BI3704183, see page 82. Remember to order front panel, see below. For counters with predrilled holes for cable conduct, see pages 120-121.	740 1840 800	BI2354988003



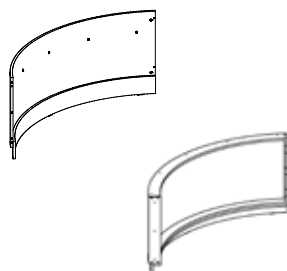
90° curved counter for left sided height adjustable counter - end

Left side: Height adjustable	H x W x D	Item no.
Right side: End	mm	HPL
Use with middle panel BI3704183, see page 82. Remember to order front panel, see below. For counters with predrilled holes for cable conduct, see pages 120-121.	740 1870 800	BI2355928003



Wooden or acrylic front panel for 90° curved counter

Wooden: High pressure laminate (HPL)	H x W	Item no.	Item no.
Acrylic: Melaminecoated wooden frame.	mm	HPL	Acrylic & melamine
	740 1768	BI3209043	BI3309066



HEIGHT ADJUSTABLE COUNTER

H740 MM 45° CURVED COUNTERS FOR HEIGHT ADJUSTABLE AND RECESSED COUNTER

If you wish to place a 45° curved H740 mm counter in between a height adjustable counter and a recessed counter, you must use the counters shown below.

45° curved counter for right sided height adjustable counter - middle

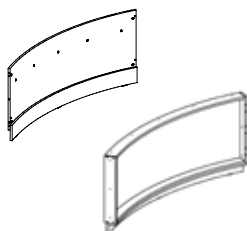
Left side: Recessed - use with middle panel BI3704103.	H x W x D mm	Item no. HPL
Right side: Height adjustable - use with middle panel BI3704183. Remember to order front panel, see below. For counters with predrilled holes for cable conduct, see pages 120-121.	740 xx 800	BI2362488003

45° curved counter for left sided height adjustable counter - middle

Left side: Height adjustable - use with middle panel BI3704183.	H x W x D mm	Item no. HPL
Right side: Recessed - use with middle panel BI3704103. Remember to order front panel, see below. For counters with predrilled holes for cable conduct, see pages 120-121.	740 xx 800	BI2364488003

Wooden or acrylic front panel for 45° curved counter

Wooden: High pressure laminate (HPL) Acrylic: Melaminecoated wooden frame.	H x W mm	Item no. HPL	Item no. Acrylic & melamine
	740 1760	BI3204543	BI3304546



HEIGHT ADJUSTABLE COUNTER

H740 MM 90° CURVED COUNTERS PANELS FOR HEIGHT ADJUSTABLE AND RECESSED COUNTER

If you wish to place a 90° curved H740 mm counter in between a height adjustable counter and a recessed counter, you must use the counters shown below.

90° curved counter for right sided height adjustable counter - middle

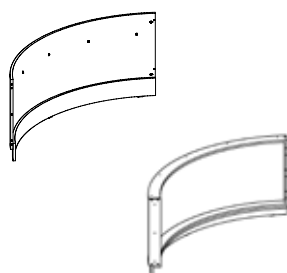
Left side: Recessed - use with middle panel BI3704103.	H x W x D mm	Item no. HPL
Right side: Height adjustable - use with middle panel BI3704183. Remember to order front panel, see below. For counters with predrilled holes for cable conduct, see pages 120-121.	740 xx 800	BI2362988003

90° curved counter for left sided height adjustable counter - middle

Left side: Height adjustable - use with middle panel BI3704183.	H x W x D mm	Item no. HPL
Right side: Recessed - use with middle panel BI3704103. Remember to order front panel, see below. For counters with predrilled holes for cable conduct, see pages 120-121.	740 xx 800	BI2364988003

Wooden or acrylic front panel for 90° curved counter

Wooden: High pressure laminate (HPL) Acrylic: Melaminecoated wooden frame.	H x W mm	Item no. HPL	Item no. Acrylic & melamine
	740 1768	BI3209043	BI3309066



HEIGHT ADJUSTABLE COUNTER

SQUARE CORNER COUNTER FOR HEIGHT ADJUSTABLE COUNTER

If you wish to add a square corner counter to Inform height adjustable counters, you must use the counters shown below. See overview on page 82 to find the correct middle panel for your construction.

Square corner counter top for right sided height adjustable counter

Left side: Rectangular

H x W x D

Item no.

Right side: Height adjustable

mm

HPL

Use with middle panel BI3704193, see page 82. Remember to order front panel, see below. For counters with predrilled holes for cable conduct, see pages 108- 109.

740 800 800

BI26510003



Square corner counter top for left sided height adjustable counter

Left side: Height adjustable

H x W x D

Item no.

Right side: Rectangular

mm

HPL

Use with middle panel BI3704183, see page 82. Remember to order front panel, see below. For counters with predrilled holes for cable conduct, see pages 120-121.

740 800 800

BI26520003



Wooden front panel for square corner counter

H x W x D

Item no.

Item no.

mm

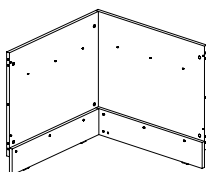
Melamine

Veneer

740 800 800

BI340346

BI340342



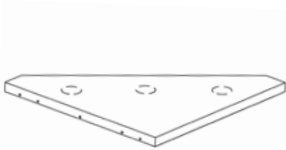
HEIGHT ADJUSTABLE COUNTER

TRIANGULAR CORNER COUNTER FOR HEIGHT ADJUSTABLE COUNTER

If you wish to add a triangular corner counter to Inform height adjustable counters, you must use the counters shown below. See overview on page 82 to find the correct middle panel for your construction.

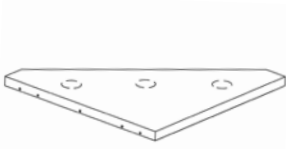
Triangular corner counter top for right sided height adjustable counter

Left side: Rectangular	H x W x D	Item no.
Right side: Height adjustable	mm	HPL
Use with middle panel BI3704193 (see page 82. Remember to order front panel, see below. For counters with predrilled holes for cable conduct, see pages 120-121.	740 800 800	BI26813003



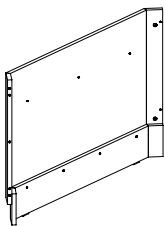
Triangular corner counter top for left sided height adjustable counter

Left side: Height adjustable	H x W x D	Item no.
Right side: Rectangular	mm	HPL
Use with middle panel BI3704183, see page 82. Remember to order front panel, see below. For counters with predrilled holes for cable conduct, see pages 120-121.	740 800 800	BI26823003



Wooden front panel for triangular corner counter

Remember to order leg frame.	H x W x D	Item no.	Item no.
	mm	Melamine	Veneer
	740 800 800	BI345346	BI345342

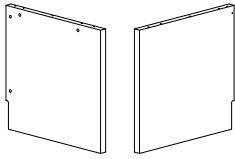
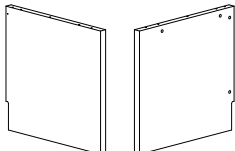


HEIGHT ADJUSTABLE COUNTERS

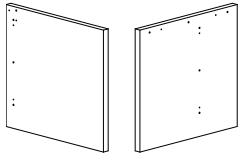
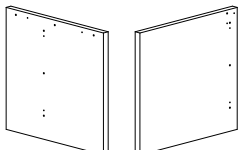
MIDDLE PANELS

It is necessary to order side and middle panels for the height adjustable counter BI240, depending on the construction of your complete counter. See overview of middle panels below. Note - do not place more than 2 height adjustable counters next to each other and remember always to construct your counter from left to right when sitting behind the counter.

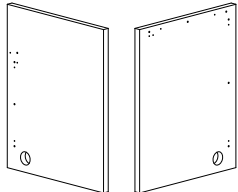
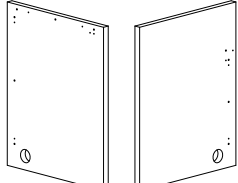
Middle panel for height adjustable and rectangular/curved/corner counters, see pages 72-79

Side of panel	H mm	Item no. HPL
 <p>Left: H740 mm rectangular/curved/corner for height adjustable counter Right: Height adjustable counter</p>	740	BI3704183
 <p>Left: Height adjustable counter Right: H740 mm rectangular/curved/corner for height adjustable counter</p>	740	BI3704193

Middle panel for height adjustable and recessed counter, see pages 38-50

Side of panel	H mm	Item no. HPL
 <p>Left: Height adjustable counter Right: Recessed counter</p>	740	BI3704163
 <p>Left: Recessed counter Right: Height adjustable counter</p>	740	BI3704173

Middle panel for height adjustable and step counter, see pages 54-56

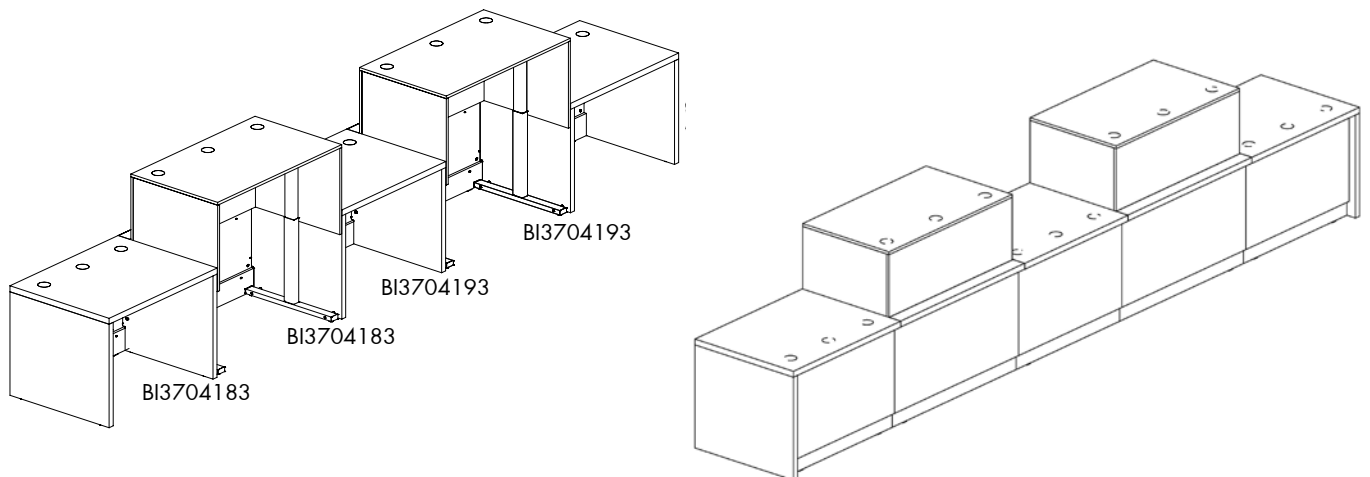
Side of panel	H mm	Item no. HPL
 <p>Left: Height adjustable counter Right: Rectangular/step counter (1000 mm)</p>	1000	BI3706203
 <p>Left: Rectangular/step counter (1000 mm) Right: Height adjustable counter</p>	1000	BI3706213

HEIGHT ADJUSTABLE COUNTER

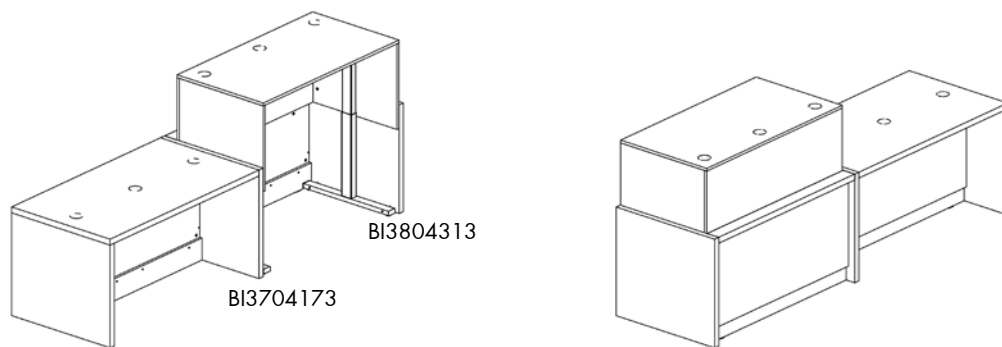
CONFIGURATIONS

It is necessary to order side and middle panels for the height adjustable counter BI240, depending on the construction of your complete counter. See overview of middle panels on page 82. Note - do not place more than 2 height adjustable counters next to each other and remember always to construct your counter from left to right when sitting behind the counter.

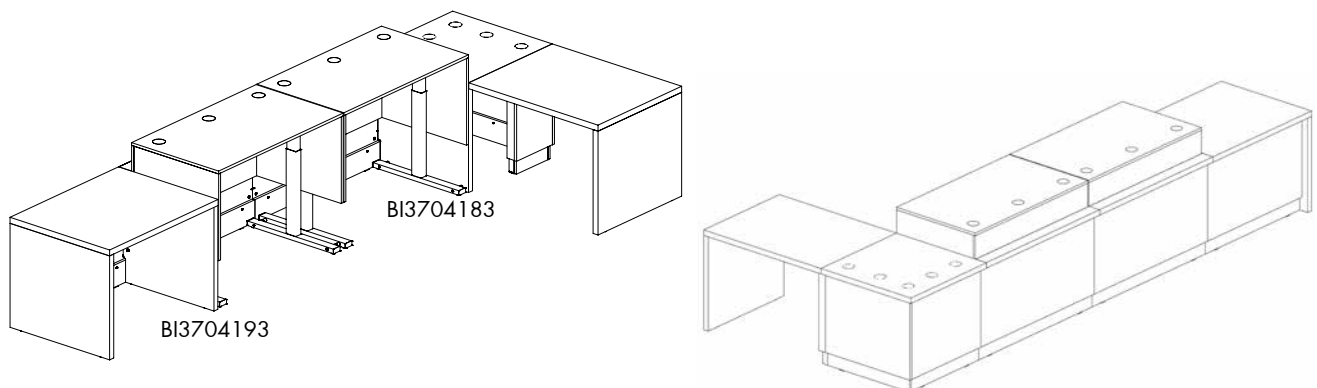
Rectangular and height adjustable counter



Recessed rectangular and height adjustable counter



Special rectangular, height adjustable, corner and info counters



COUNTER SHELF

STANDARD AND SPECIAL SOLUTIONS

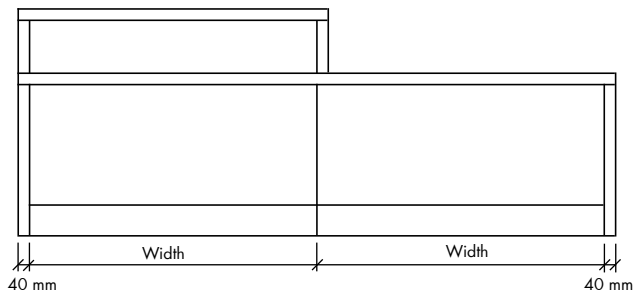
COUNTER SHELVES FOR VARIOUS COUNTERS

When ordering freestanding counter shelf for your counter, please note the following:

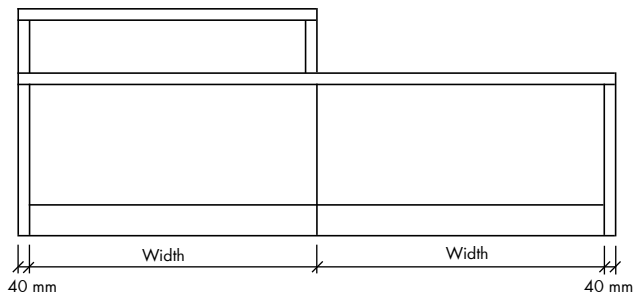
A freestanding counter shelf has (equal to a freestanding counter) 40 mm end panels on both sides. The front of the counter shelf has the same measurement as the counter below. This means that if you place a freestanding counter shelf (with two end panels) on a counter built up of two modules, the end panel of the counter shelf will be placed on the top of the adjacent counter.

It is possible to construct a freestanding counter shelf that fits on the counters below, (see 3 options below), but this must be specially requested. Contact customer service for details.

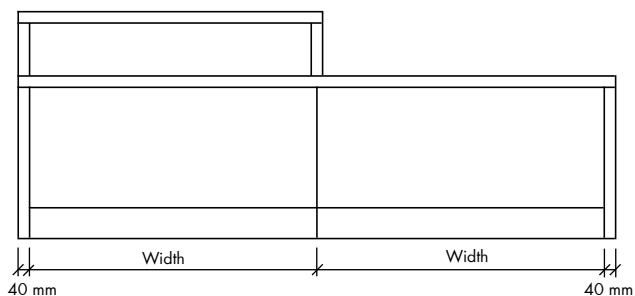
STANDARD



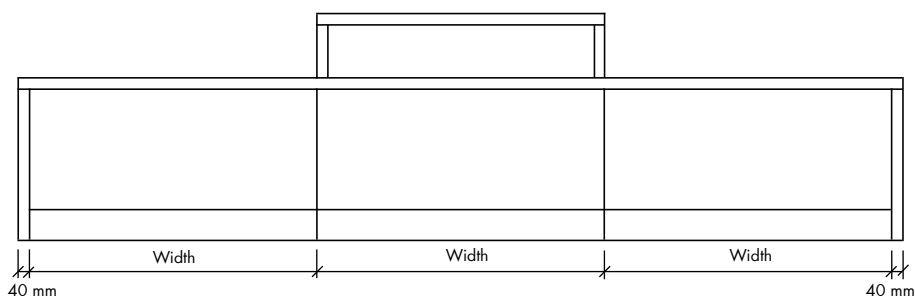
SPECIAL SOLUTION 1



SPECIAL SOLUTION 2



SPECIAL SOLUTION 3



COUNTER SHELF

CONFIGURATION NO. 15



Rectangular & square corner counters (with counter shelves and bag shelves)

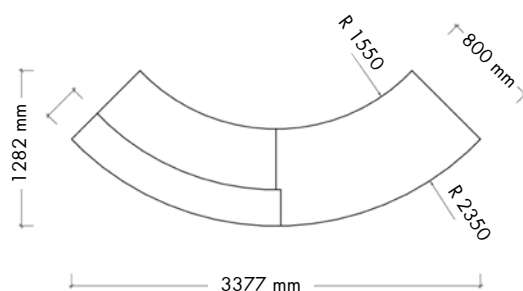
Components	Article no.	Quantity		
Rectangular counter - starter (W1240 x H740 mm)	BI2001022003	-	1	-
Rectangular counter - middle (W1200 x H740 mm)	BI2002082003	-	1	-
Rectangular counter - end (W1240 x H740 mm)	BI2003022003	-	1	-
Square corner counter top (H740 mm)	BI26530003	-	1	-
Wooden front panel for rectangular counter (W1200 x H740 mm)	BI300546	-	2	-
Acrylic front panel for rectangular counter (W1200 x H740 mm)	BI310546	-	1	-
Wooden front panel for square corner counter (H740 mm)	BI340346	-	1	-
Wooden bag shelf for rectangular counter (W1200 mm)	BI81053	-	2	-
Counter shelf and front for rectangular counter - starter (W1240 mm)	BI4101056	-	1	-
Counter shelf and front for rectangular counter - end (W1240 mm)	BI4103056	-	1	-
Steel leg frame (H740 mm)	BI069146	-	3	-

Comments to configuration

- Office chair, monitors, Puppy and text are not included in price.
- All prices are based on colours and surfaces in price group A, see pages 4-7 for colours.
- We recommend the use of desk grommets, cable rails and drawer pedestals with the Inform counter, see page 113.
- The bag shelf is in fact 1000 mm long, adapted to a 1200 mm front panel.

COUNTER SHELF

CONFIGURATION NO. 16



45° curved counters (with counter shelf)

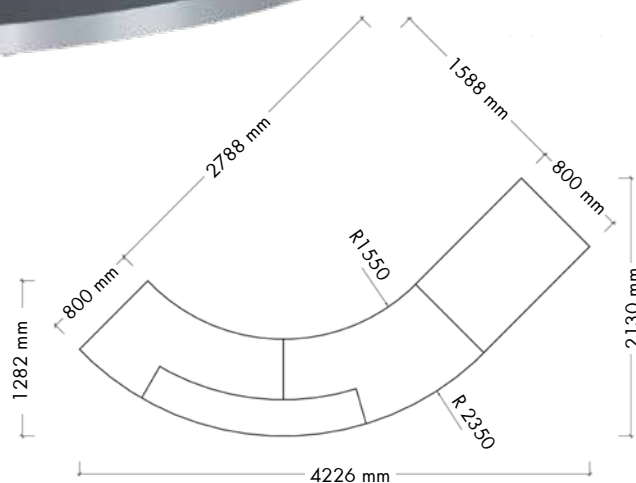
Components	Article no.	Quantity		
45° curved counter - starter (H740 mm)	BI2051428003	-	1	-
45° curved counter - end (H740 mm)	BI2053428003	-	1	-
Wooden front panel for 45° curved counter (H740 mm)	BI3204543	-	2	-
Steel leg frame (H740 mm)	BI069146	-	1	-
Counter shelf with front panel for 45° counter - freestanding	BI431443	-	1	-

Comments to configuration

- Monitor and text are not included in price.
- All prices are based on colours and surfaces in price group A, see pages 4-7 for colours.
- We recommend the use of desk grommets, cable rails and drawer pedestals with the Inform counter, see page 113.

COUNTER SHELF

CONFIGURATION NO. 17



45° curved and rectangular counters (with counter shelf)

Components	Article no.	Quantity
Rectangular counter - starter (W1240 x H740 mm)	BI2001022003	1
45° curved counter - middle (H740 mm)	BI2052488003	1
45° curved counter - end (H740 mm)	BI2053428003	1
Wooden front panel for rectangular counter (W1200 x H740 mm)	BI300546	1
Wooden front panel for 45° curved counter (H740 mm)	BI3204543	2
Steel leg frame (H740 mm)	BI069146	2
Counter shelf with front panel for 45° counter - freestanding	BI431443	1

Comments to configuration

- Monitor and text are not included in price.
- All prices are based on colours and surfaces in price group A, see pages 4-7 for colours.
- We recommend the use of desk grommets, cable rails and drawer pedestals with the Inform counter, see page 113.

COUNTER SHELF

COUNTER SHELVES FOR RECTANGULAR COUNTERS

Create a private working space by adding a counter shelf to your standard rectangular counter. It has both practical and optical advantages.

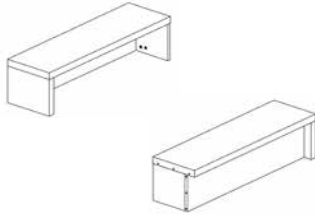
Wooden counter shelf with front panel for rectangular counter - starter

High pressure laminate (HPL) counter shelf and melamine coated/veneer front panel.

H	x	W	x	D
mm				
260	640	300		
260	840	300		
260	1040	300		
260	1240	300		
260	1440	300		
260	1640	300		

Item no.
HPL & melamine
BI4101016
BI4101036
BI4101046
BI4101056
BI4101066
BI4101076

Item no.
HPL & veneer
BI4151012
BI4151032
BI4151042
BI4151052
BI4151062
BI4151072



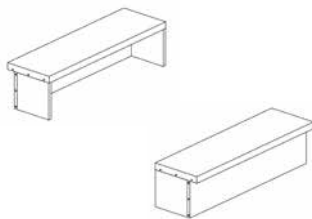
Wooden counter shelf with front panel for rectangular counter - middle

High pressure laminate (HPL) counter shelf and melamine coated/veneer front panel.

H	x	W	x	D
mm				
260	640	300		
260	840	300		
260	1040	300		
260	1240	300		
260	1440	300		
260	1640	300		

Item no.
HPL & melamine
BI4102016
BI4102036
BI4102046
BI4102056
BI4102066
BI4102076

Item no.
HPL & veneer
BI4152012
BI4152032
BI4152042
BI4152052
BI4152062
BI4152072



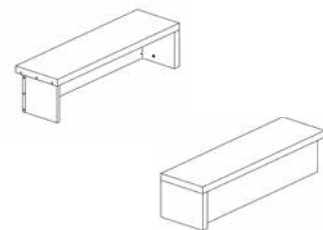
Wooden counter shelf with front panel for rectangular counter - end

High pressure laminate (HPL) counter shelf and melamine coated/veneer front panel.

H	x	W	x	D
mm				
260	640	300		
260	840	300		
260	1040	300		
260	1240	300		
260	1440	300		
260	1640	300		

Item no.
HPL & melamine
BI4103016
BI4103036
BI4103046
BI4103056
BI4103066
BI4103076

Item no.
HPL & veneer
BI4153012
BI4153032
BI4153042
BI4153052
BI4153062
BI4153072



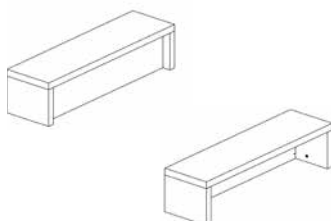
Wooden counter shelf with front panel for rectangular counter - freestanding

High pressure laminate (HPL) counter shelf and melamine coated/veneer front panel.

H	x	W	x	D
mm				
260	680	300		
260	880	300		
260	1080	300		
260	1280	300		
260	1480	300		
260	1680	300		

Item no.
HPL & melamine
BI4104016
BI4104036
BI4104046
BI4104056
BI4104066
BI4104076

Item no.
HPL & veneer
BI4154012
BI4154032
BI4154042
BI4154052
BI4154062
BI4154072



COUNTER SHELF

COUNTER SHELVES FOR CORNER COUNTERS

Create a private working space by adding a counter shelf to your standard corner counter. It has both practical and optical advantages.

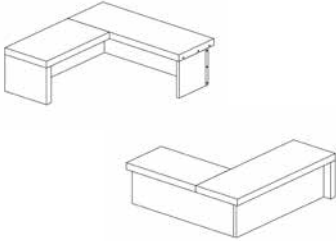
Wooden counter shelf with front panel for corner counter - starter

High pressure laminate (HPL) counter shelf and melamine coated/veneer front panel.

H x W x D
mm
260 800 300

Item no.
HPL & melamine
BI4201036

Item no.
HPL & veneer
BI4251032



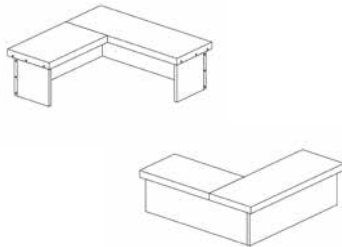
Wooden counter shelf with front panel for corner counter - middle

High pressure laminate (HPL) counter shelf and melamine coated/veneer front panel.

H x W x D
mm
260 800 300

Item no.
HPL & melamine
BI4202036

Item no.
HPL & veneer
BI4252032



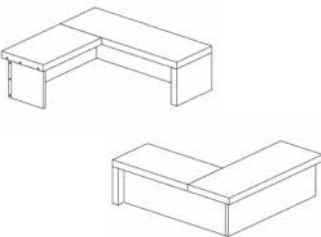
Wooden counter shelf with front panel for corner counter - end

High pressure laminate (HPL) counter shelf and melamine coated/veneer front panel.

H x W x D
mm
260 800 300

Item no.
HPL & melamine
BI4203036

Item no.
HPL & veneer
BI4253032



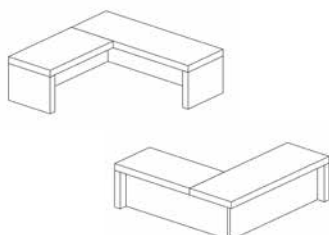
Wooden counter shelf with front panel for corner counter - freestanding

High pressure laminate (HPL) counter shelf and melamine coated/veneer front panel.

H x W x D
mm
260 800 300

Item no.
HPL & melamine
BI4204036

Item no.
HPL & veneer
BI4254032



COUNTER SHELF

COUNTER SHELVES FOR 45° COUNTER

Create a private working space by adding a counter shelf to your curved counter. It has both practical and optical advantages.

Wooden counter shelf with front panel for 45° counter - starter

High pressure laminate (HPL) counter shelf and HPL/veneer front panel.

H x D
mm

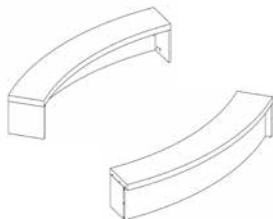
Item no.
HPL

Item no.
HPL & veneer

260 300

BI431143

BI435142



Wooden counter shelf with front panel for 45° counter - middle

High pressure laminate (HPL) counter shelf and HPL/veneer front panel.

H x D
mm

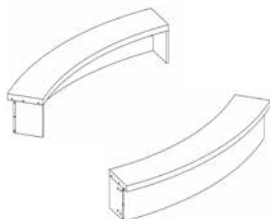
Item no.
HPL

Item no.
HPL & veneer

260 300

BI431243

BI435242



Wooden counter shelf with front panel for 45° counter - end

High pressure laminate (HPL) counter shelf and HPL/veneer front panel.

H x D
mm

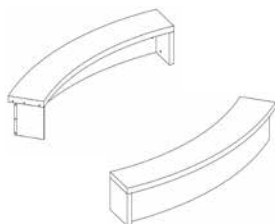
Item no.
HPL

Item no.
HPL & veneer

260 300

BI431343

BI435342



Wooden counter shelf with front panel for 45° counter - freestanding

High pressure laminate (HPL) counter shelf and HPL/veneer front panel.

H x D
mm

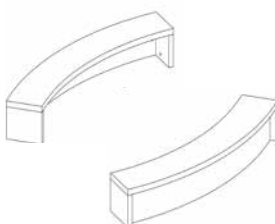
Item no.
HPL

Item no.
HPL & veneer

260 300

BI431443

BI435442



COUNTER SHELF

COUNTER SHELVES FOR 90° COUNTER

Create a private working space by adding a counter shelf to your curved counter. It has both practical and optical advantages.

Wooden counter shelf with front panel for 90° counter- starter

High pressure laminate (HPL) counter shelf and HPL/veneer front panel.

H x D
mm

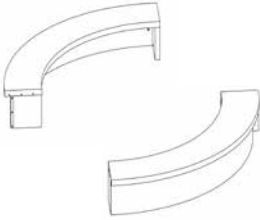
Item no.
HPL

Item no.
HPL & veneer

260 300

BI431193

BI435192



Wooden counter shelf with front panel for 90° counter - middle

High pressure laminate (HPL) counter shelf and HPL/veneer front panel.

H x D
mm

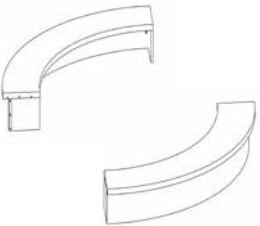
Item no.
HPL

Item no.
HPL & veneer

260 300

BI431293

BI435292



Wooden counter shelf with front panel for 90° counter - end

High pressure laminate (HPL) counter shelf and HPL/veneer front panel.

H x D
mm

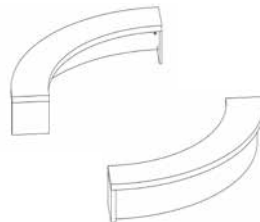
Item no.
HPL

Item no.
HPL & veneer

260 300

BI431393

BI435392



Wooden counter shelf with front panel for 90° counter - freestanding

High pressure laminate (HPL) counter shelf and HPL/veneer front panel.

H x D
mm

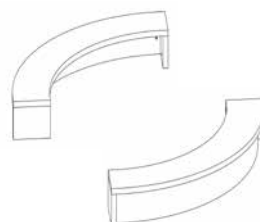
Item no.
HPL

Item no.
HPL & veneer

260 300

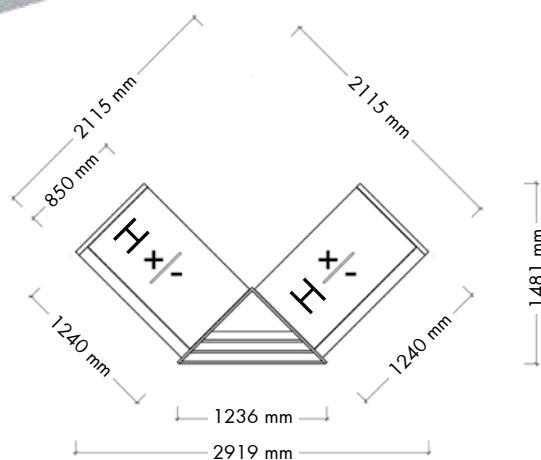
BI431493

BI435492



DISPLAY AND STORAGE

CONFIGURATION NO. 18



Rectangular height adjustable counters and corner display unit

Components	Article no.	Quantity
Left side panel for height adjustable counter (H740 mm)	BI3804303	1
Height adjustable counter - starter, middle and end (W1200 mm)	BI24015006	2
Acrylic front panel for height adjustable counter (W1200 x H740 mm)	BI360543	2
Corner display unit (H870 mm)	BI5105336	1
Right side panel for height adjustable counter (H740 mm)	BI3804313	1

Comments to configuration

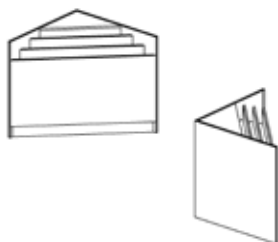
- Monitor, display and text are not included in price.
- All prices are based on colours and surfaces in price group A, see pages 4-7 for colours.
- We recommend the use of desk grommets, cable rails and drawer pedestals with the Inform counter, see page 113.

DISPLAY AND STORAGE

CORNER DISPLAY UNITS

This is a slender corner solution with a presentation function towards the customer. The front-side shelves provide perfect storage for loose pamphlets, as well as for books and DVD's. The display unit also structures your counter and offers space e.g. book stands at standing height. The display units are ready for direct integration into all parts of the Inform counter. When constructing your counter, remember always to construct your counter from left to right when sitting behind the counter!

H870 mm - corner display unit

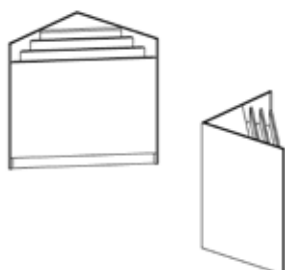


H	x	W	x	Front	Item no.	Item no.
		mm			Melamine	Veneer
870		875		1200	BI5105006	BI5105002

To have the correct positioning of drill holes in combination with other counters or cabinets, you must use the following in the article number:

		Left panel	Right panel
No drill holes for connecting fittings	BI5105	0	0
Drill holes for counter height 740 mm	BI5105	2	2
Drill holes for height adjustable counter	BI5105	3	3
Drill holes for recessed counter	BI5105	4	4

H1130 mm - corner display unit



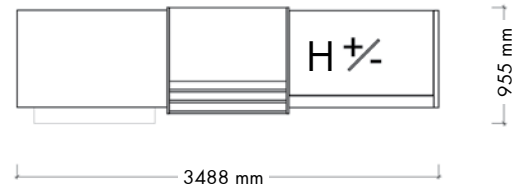
H	x	W	x	Front	Item no.	Item no.
		mm			Melamine	Veneer
1130		875		1200	BI5107006	BI5107002

To have the correct positioning of drill holes in combination with other counters or cabinets, you must use the following in the article number:

		Left panel	Right panel
No drill holes for connecting fittings	BI5107	0	0
Drill holes for standing height 1000 mm	BI5107	1	1
Drill holes for counter height 740 mm	BI5107	2	2
Drill holes for height adjustable counter	BI5107	3	3
Drill holes for recessed counter	BI5107	4	4

DISPLAY AND STORAGE

CONFIGURATION NO. 19



Rectangular height adjustable and rectangular counters with display cabinet

Components	Article no.	Quantity		
Left side panel for height adjustable counter (H740 mm)	BI3804303	-	1	-
Height adjustable counter - starter, middle and end (W1200 mm)	BI24015006	-	1	-
Wooden front panel for height adjustable counter (W1200 x H740 mm)	BI350546	-	1	-
Display cabinet with shelves & pamphlet display (W1008 x H870 mm)	BI515115006	-	1	-
Rectangular counter - end (W1240 x H740 mm)	BI2003022003	-	1	-
Wooden front panel for rectangular counter (W1200 x H740 mm)	BI300546	-	1	-
Wooden bag shelf for rectangular counter (W1200 mm)	BI81053	-	1	-

Comments to configuration

- Monitor and text are not included in price.
- All prices are based on colours and surfaces in price group A, see pages 4-7 for colours.
- We recommend the use of desk grommets, cable rails and drawer pedestals with the Inform counter, see page 113.
- The bag shelf is in fact 1000 mm long, adapted to a 1200 mm front panel.

DISPLAY AND STORAGE

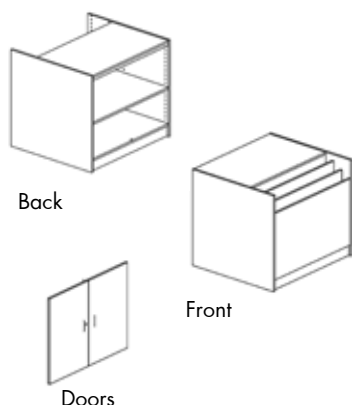
DISPLAY CABINETS WITH STORAGE

This is a cabinet with double function: Display at the front and cabinet at the back! Inserted shelves at the front provide perfect storage for loose pamphlets, as well as for books and DVD's. The cabinet offers practical additional surface when standing behind the counter and comes in different heights and widths. The cabinets are ready for direct integration with rectangular, curved and height adjustable counters. The open back of the cabinet can be equipped with lockable doors.

H870 mm - display cabinet with shelves at the back and pamphlet display in front

With bottom shelf and one middle shelf at the back. Doors can be installed on back of display cabinet, see page 100.

H x W x D mm	Item no. Melamine	Item no. Veneer
870 758 875	BI515715006	BI515715002
870 908 875	BI515915006	BI515915002
870 1008 875	BI515115006	BI515115002



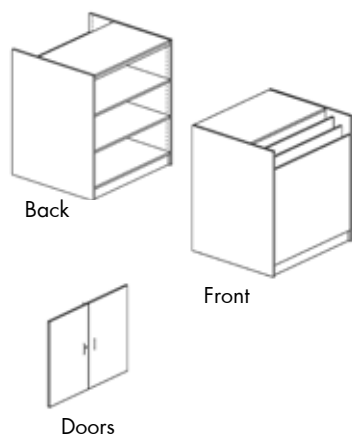
To have the correct positioning of drill holes in combination with other counters or cabinets, you must use the following in the article number:

		Left panel	Right panel
No drill holes for connecting fittings	BI515715	0	0
Drill holes for counter height 740 mm	BI515715	2	2
Drill holes for height adjustable counter	BI515715	3	3
Drill holes for recessed counter	BI515715	4	4

H1130 mm - display cabinet with shelves at the back and pamphlet display in front

With bottom shelf and two middle shelves at the back. Doors can be installed on back of display cabinet, see page 100.

H x W x D mm	Item no. Melamine	Item no. Veneer
1130 758 875	BI515727006	BI515727002
1130 908 875	BI515927006	BI515927002
1130 1008 875	BI515127006	BI515127002

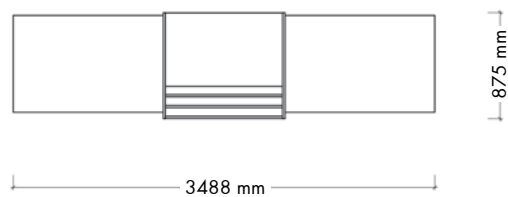


To have the correct positioning of drill holes in combination with other counters or cabinets, you must use the following in the article number:

		Left panel	Right panel
No drill holes for connecting fittings	BI515727	0	0
Drill holes for standing height 1000 mm	BI515727	1	1
Drill holes for counter height 740 mm	BI515727	2	2
Drill holes for height adjustable counter	BI515727	3	3
Drill holes for recessed counter	BI515727	4	4

DISPLAY AND STORAGE

CONFIGURATION NO. 20



Rectangular counters with display cabinet with drawers

Components	Article no.	Quantity		
Rectangular counter - starter (W1240 x H740 mm)	BI2001022003	-	1	-
Rectangular counter - end (W1240 x H740 mm)	BI2003022003	-	1	-
Wooden front panel for rectangular counter (W1200 x H740 mm)	BI300546	-	2	-
Display cabinet with drawers & pamphlet display (W865 x H870 mm)	BI520943006	-	1	-

Comments to configuration

- Monitor, drawer pedestal and keyboard are not included in price.
- All prices are based on colours and surfaces in price group A, see pages 4-7 for colours.
- We recommend the use of desk grommets, cable rails and drawer pedestals with the Inform counter, see page 113.

DISPLAY AND STORAGE

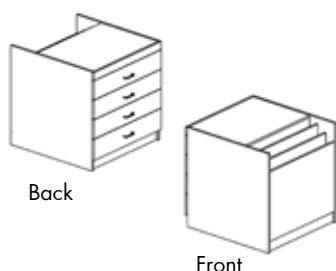
DISPLAY CABINETS WITH DRAWERS

This is a cabinet similar to the display cabinet with storage: It has the same front display, but with drawers at the back. Inserted shelves at the front provide perfect storage for loose pamphlets, as well as for books and DVD's. The drawers at the back are designed for organising different media by use of mobile dividers. The drawers are lockable and with drawer stop, which prevents the cabinet from tilting, when several drawers are open at the same time.

H895 mm - display cabinet with drawers at the back and pamphlet display in front

With 4 drawers. See page 100 for accessories for drawers.

H x W x D mm	Item no. Melamine	Item no. Veneer
895 865 894	BI520943006	BI520943002



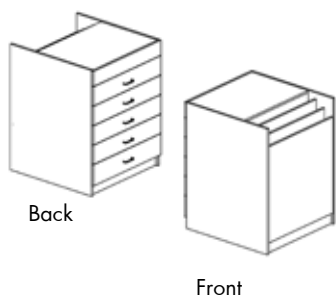
To have the correct positioning of drill holes in combination with other counters or cabinets, you must use the following in the article number:

	Left panel	Right panel
No drill holes for connecting fittings	0	0
Drill holes for counter height 740 mm	2	2
Drill holes for height adjustable counter	3	3
Drill holes for recessed counter	4	4

H1130 mm - display cabinet with drawers at the back and pamphlet display in front

With 5 drawers. See page 100 for accessories for drawers.

H x W x D mm	Item no. Melamine	Item no. Veneer
1130 865 894	BI520957006	BI520957002



To have the correct positioning of drill holes in combination with other counters or cabinets, you must use the following in the article number:

	Left panel	Right panel
No drill holes for connecting fittings	0	0
Drill holes for standing height 1000 mm	1	1
Drill holes for counter height 740 mm	2	2
Drill holes for height adjustable counter	3	3
Drill holes for recessed counter	4	4

DISPLAY AND STORAGE

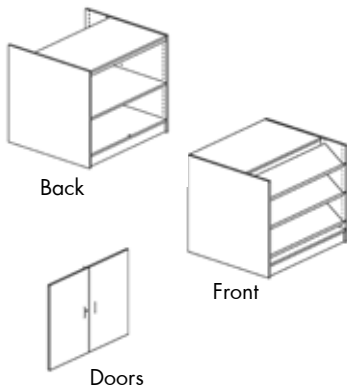
DISPLAY CABINETS WITH SHELVES AND SHELVING OPTIONS

Another cabinet with double function: Optional front display shelves and storage at the back! The front-side shelves (not included in price of cabinet) can be adjusted and can also be tilted for presenting your new acquisitions. With different heights and widths, the cabinets are ready for direct integration with rectangular, curved and height adjustable counters. The open back of the cabinet can be equipped with lockable doors.

H870 mm - display cabinet with shelves at the back and shelving options in the front

With bottom shelf and one middle shelf at the back. Front shelves are not included. Doors can be installed on back of display cabinet. See pages 100-101 for doors and shelves.

H x W x D mm	Item no. Melamine	Item no. Veneer
870 758 875	BI525715006	BI525715002
870 908 875	BI525915006	BI525915002
870 1008 875	BI525115006	BI525115002



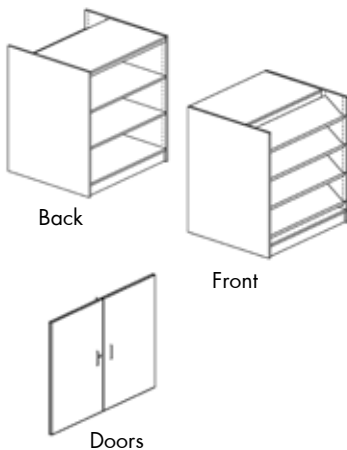
To have the correct positioning of drill holes in combination with other counters or cabinets, you must use the following in the article number:

		Left panel	Right panel
No drill holes for connecting fittings	BI5255715	0	0
Drill holes for counter height 740 mm	BI5255715	2	2
Drill holes for height adjustable counter	BI5255715	3	3
Drill holes for recessed counter	BI5255715	4	4

H1130 mm - display cabinet with shelves at the back and shelving options in the front

With bottom shelf and two middle shelves at the back. Front shelves are not included. Doors can be installed on back of display cabinet. See pages 100-101 for doors and shelves.

H x W x D mm	Item no. Melamine	Item no. Veneer
1130 758 875	BI525727006	BI525727002
1130 908 875	BI525927006	BI525927032
1130 1008 875	BI525127006	BI525127002



To have the correct positioning of drill holes in combination with other counters or cabinets, you must use the following in the article number:

		Left panel	Right panel
No drill holes for connecting fittings	BI525727	0	0
Drill holes for standing height 1000 mm	BI525727	1	1
Drill holes for counter height 740 mm	BI525727	2	2
Drill holes for height adjustable counter	BI525727	3	3
Drill holes for recessed counter	BI525727	4	4

DISPLAY AND STORAGE

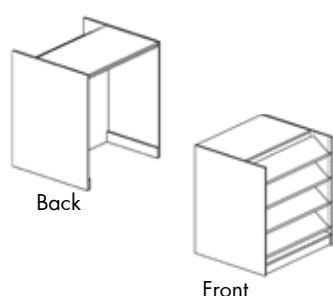
DISPLAY CABINET WITH BOOK TROLLEY GARAGE

Use the space behind your counter - give your book trolley its own parking spot! You will not lose any space when you have the double function cabinet as part of your counter. At the same time, present your books or pamphlets at the front of the cabinet. The cabinets are ready for direct integration with rectangular, curved and height adjustable counters.

H1130 mm - display cabinet with book trolley garage at the back and shelving options in front

Inner dimension of garage: H1080 x W930 x D580 mm. Front shelves are not included, see page 101.

H x W x D mm	Item no. Melamine	Item no. Veneer
1130 1008 875	BI530197006	BI530197002



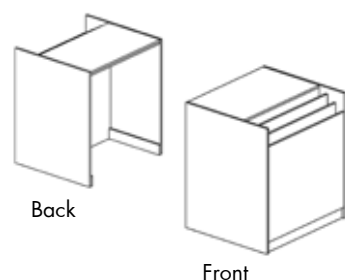
To have the correct positioning of drill holes in combination with other counters or cabinets, you must use the following in the article number:

		Left panel	Right panel
No drill holes for connecting fittings	BI530187	0	0
Drill holes for standing height 1000 mm	BI530187	1	1
Drill holes for counter height 740 mm	BI530187	2	2
Drill holes for height adjustable counter	BI530187	3	3
Drill holes for recessed counter	BI530187	4	4

H1130 mm - display cabinet with book trolley garage at the back and pamphlet display in front

Inner dimension of garage: H1080 x W930 x D580 mm.

H x W x D mm	Item no. Melamine	Item no. Veneer
1130 1008 875	BI530187006	BI530187002



To have the correct positioning of drill holes in combination with other counters or cabinets, you must use the following in the article number:

		Left panel	Right panel
No drill holes for connecting fittings	BI530197	0	0
Drill holes for standing height 1000 mm	BI530197	1	1
Drill holes for counter height 740 mm	BI530197	2	2
Drill holes for height adjustable counter	BI530197	3	3
Drill holes for recessed counter	BI530197	4	4

DISPLAY AND STORAGE

ACCESSORIES

Doors for display cabinet BI515 & BI525

With cylinder lock and door handles.

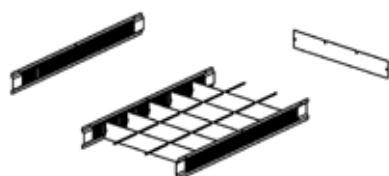


H x W mm	Item no. Melamine	Item no. Veneer
870 758	BI5407056	BI5407052
870 908	BI5409056	BI5409052
870 1008	BI5401056	BI5401052
1130 758	BI5407076	BI5407072
1130 908	BI5409076	BI5409072
1130 1008	BI5401076	BI5401072

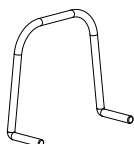
Drawer organizer for display cabinet BI520

To organise media. Incl. silver coloured steel dividers, two stainless steel rods, mat and four mobile dividers. For approx. 200 CDs in standard cases, 1000 CDs in plastic cases or 90 DVDs.

Description	Item no.
1 set for 1 drawer	B4011859
1 additional divider	B401186



Bracket for sloping wooden and steel shelves



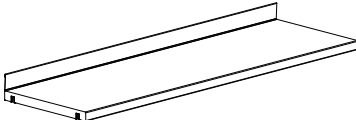
Item no.

BN066

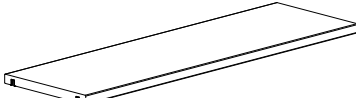
DISPLAY AND STORAGE

ACCESSORIES

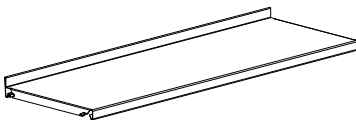
Wooden shelf with steel backedge for display cabinet BI525 & BI530

Snapfix incl. Steel backedge H47 mm. When turned, the shelf can be used as a sloping shelf by using the existing pins and bracket BN066.	W x D mm	Type of shelf	Item no. Melamine	Item no. Veneer
	500 250	Straight	B4018025216	B4018025212
	500 300	Sloping	B4018025316	B4018025312
	750 250	Straight	B4018027216	B4018027212
	750 300	Sloping	B4018027316	B4018027312
	900 250	Straight	B4018029216	B4018029212
	900 300	Sloping	B4018029316	B4018029312
	1000 250	Straight	B4018021216	B4018021212
	1000 300	Sloping	B4018021316	B4018021312

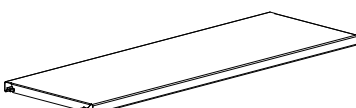
Wooden shelf for display cabinet BI525 & BI530

Snapfix incl.	W x D mm	Type of shelf	Item no. Melamine	Item no. Veneer
	500 250	Straight	B4018025206	B4018025202
	750 250	Straight	B4018027206	B4018027202
	900 250	Straight	B4018029206	B4018029202
	1000 250	Straight	B4018021206	B4018021202

Steel shelf with steel backedge for display cabinet BI525 & BI530

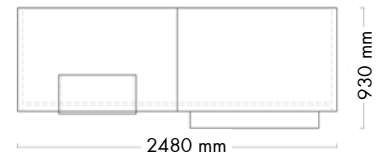
Pins incl. Steel backedge H25 mm. When turned, the shelf can be used as a sloping shelf by using the existing pins and bracket BN066.	W x D mm	Type of shelf	Item no.
	500 250	Straight	B401803521
	500 300	Sloping	B401803531
	750 250	Straight	B401803721
	750 300	Sloping	B401803731
	900 250	Straight	B401803921
	900 300	Sloping	B401803931
	1000 250	Straight	B401803121
	1000 300	Sloping	B401803131

Steel shelf for display cabinet BI525 & BI530

Pins incl.	W x D mm	Type of shelf	Item no.
	500 250	Straight	B401803520
	750 250	Straight	B401803720
	900 250	Straight	B401803920
	1000 250	Straight	B401803120

FUNCTIONS

CONFIGURATION NO. 21



Rectangular counters (with counter top part & bag shelf)

Components	Article no.		Quantity	
Rectangular counter - starter (W1240 x H740 mm)	BI2001022003	-	1	-
Rectangular counter - end (W1240 x H740 mm)	BI2003022003	-	1	-
Wooden front panel for rectangular counter (W1200 x H740 mm)	BI300546	-	2	-
Steel leg frame (H740 mm)	BI069146	-	1	-
Wooden counter top part with info sign (W600 x H490 mm)	BI820186	-	1	-
Wooden bag shelf for rectangular counter (W1200 mm)	BI81053	-	1	-

Comments to configuration

- Office chair and text are not included in price.
- All prices are based on colours and surfaces in price group A, see pages 4-7 for colours.
- We recommend the use of desk grommets, cable rails and drawer pedestals with the Inform counter, see page 113.
- The bag shelf is in fact 1000 mm long, adapted to a 1200 mm front panel.

FUNCTIONS

BAG SHELVES

Add functions to your counter. Below you will find products that can be built on to the Inform counter to make it more functional and user friendly. The wooden bag shelves below can only be used with wooden front panels, it is not possible to use with acrylic front panels. The distance from floor to top of shelf is 55 cm.

Wooden bag shelf for rectangular counter

Only use with wooden front panels. Do not use with acrylic front panels. Max. load 5 kg. Actual width of shelf is 200 mm shorter than the width of the counter.

Counter W x	Shelf W x	Shelf D
600	400	180
800	600	180
1000	800	180
1200	1000	180
1400	1200	180
1600	1400	180

Item no.
HPL

BI81013
BI81033
BI81043
BI81053
BI81063
BI81073



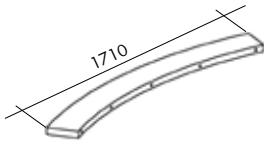
Wooden bag shelf for 45° curved counter

Only use with wooden front panels. Do not use with acrylic front panels. Max. load 5 kg.

W x	D
1710	180

Item no.
HPL

BI815453



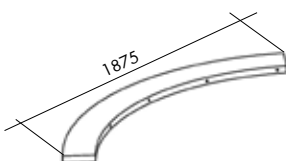
Wooden bag shelf for 90° curved counter

Only use with wooden front panels. Do not use with acrylic front panels. Max. load 5 kg.

W x	D
1875	180

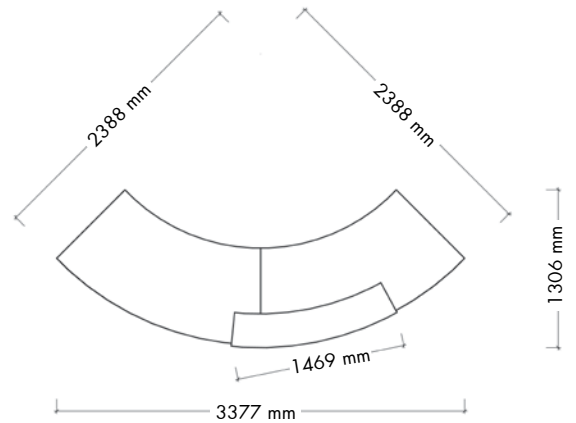
Item no.
HPL

BI815903



FUNCTIONS

CONFIGURATION NO. 22



45° curved counters (with counter top part)

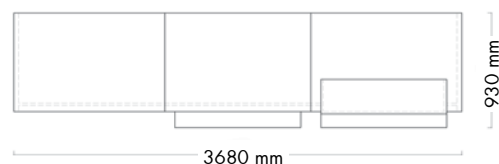
Components	Article no.	Quantity
45° curved counter - starter (H740 mm)	BI2051428003	1
45° curved counter - end (H740 mm)	BI2053428003	1
Wooden front panel for 45° curved counter (H740 mm)	BI3204543	2
Steel leg frame (H740 mm)	BI069146	1
Wooden counter top part with info sign (1400 x H490 mm)	BI82545683	1

Comments to configuration

- Computer, office chair and text are not included in price.
- All prices are based on colours and surfaces in price group A, see pages 4-7 for colours.
- We recommend the use of desk grommets, cable rails and drawer pedestals with the Inform counter, see page 113.

FUNCTIONS

CONFIGURATION NO. 23



Rectangular counters (with acrylic front panel, bag shelf & counter top part with bag shelf)

Components	Article no.		Quantity	
Rectangular counter - starter (W1240 x H740 mm)	BI2001022003	-	1	-
Rectangular counter - middle (W1200 x H740 mm)	BI2002082003	-	1	-
Wooden front panel for rectangular counter (W1200 x H740 mm)	BI300546	-	2	-
Rectangular counter - end (W1240 x H740 mm)	BI2003022003	-	1	-
Acrylic front panel for rectangular counter (W1200 x H740 mm)	BI310546	-	1	-
Steel leg frame (H740 mm)	BI069146	-	2	-
Wooden counter top part with bag shelf (W1000 x H490 mm)	BI830486	-	1	-
Wooden bag shelf (W1200 mm)	BI81053	-	1	-
Stainless steel desk grommet	B4015553	-	1	-

Comments to configuration

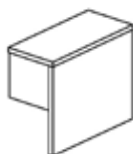
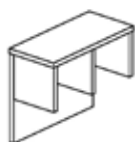
- Monitor, key board, office chair and text are not included in price.
- All prices are based on colours and surfaces in price group A, see pages 4-7 for colours.
- We recommend the use of desk grommets, cable rails and drawer pedestals with the Inform counter, see page 113.
- The counter top part and bag shelf are in fact 1000 mm long, adapted to a 1200 mm front panel.

FUNCTIONS

COUNTER TOP PARTS WITH INFO SIGN

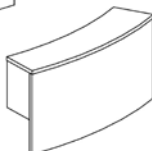
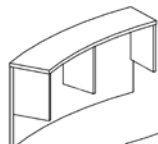
Add functions to your counter. Below you will find products that can be built on to the Inform counter to make it more functional and user friendly.

Wooden counter top part with info sign for rectangular counter



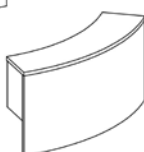
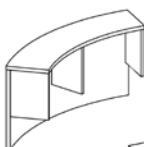
W x H x D mm (OD)	H x D mm (ID)	Item no. Melamine
600 490 280	235 250	BI820186
800 490 280	235 250	BI820386
1000 490 280	235 250	BI820486
1200 490 280	235 250	BI820586
1400 490 280	235 250	BI820686
1600 490 280	235 250	BI820786
600 580 280	325 250	BI820196
800 580 280	325 250	BI820396
1000 580 280	325 250	BI820496
1200 580 280	325 250	BI820596
1400 580 280	325 250	BI820696
1600 580 280	325 250	BI820796

Wooden counter top part with info sign for 45° curved counter



W x H x D mm (OD)	H x D mm (ID)	Item no. HPL
800 490 280	235 250	BI82545383
1000 490 280	235 250	BI82545483
1200 490 280	235 250	BI82545583
1400 490 280	235 250	BI82545683
800 580 280	325 250	BI82545393
1000 580 280	325 250	BI82545493
1200 580 280	325 250	BI82545593
1400 580 280	325 250	BI82545693

Wooden counter top part with info sign for 90° curved counter



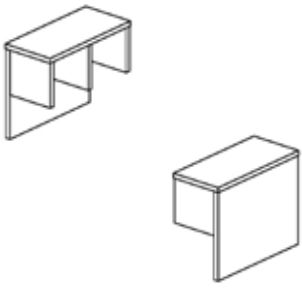
W x H x D mm (OD)	H x D mm (ID)	Item no. HPL
800 490 280	235 250	BI82590383
1000 490 280	235 250	BI82590483
1200 490 280	235 250	BI82590583
1400 490 280	235 250	BI82590683
800 580 280	325 250	BI82590393
1000 580 280	325 250	BI82590493
1200 580 280	325 250	BI82590593
1400 580 280	325 250	BI82590693

FUNCTIONS

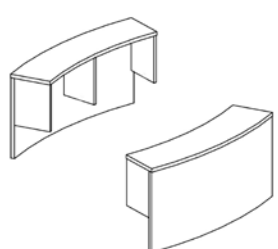
COUNTER TOP PARTS WITH INFO SIGN

Add functions to your counter. Below you will find products that can be built on to the Inform counter to make it more functional and user friendly.

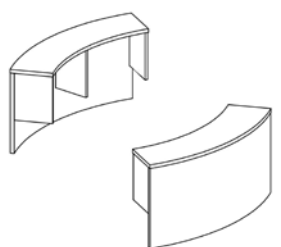
Wooden counter top part with info sign for rectangular counter

	W x H x D			H x D		Item no. Veneer
	mm (OD)			mm (ID)		
	600	490	280	235	250	BI820182
	800	490	280	235	250	BI820382
	1000	490	280	235	250	BI820482
	1200	490	280	235	250	BI820582
	1400	490	280	235	250	BI820682
	1600	490	280	235	250	BI820782
	600	580	280	325	250	BI820192
	800	580	280	325	250	BI820392
	1000	580	280	325	250	BI820492
	1200	580	280	325	250	BI820592
	1400	580	280	325	250	BI820692
	1600	580	280	325	250	BI820792

Wooden counter top part with info sign for 45° curved counter

	W x H x D			H x D		Item no. Veneer
	mm (OD)			mm (ID)		
	800	490	280	235	250	BI82545382
	1000	490	280	235	250	BI82545482
	1200	490	280	235	250	BI82545582
	1400	490	280	235	250	BI82545682
	800	580	280	325	250	BI82545392
	1000	580	280	325	250	BI82545492
	1200	580	280	325	250	BI82545592
	1400	580	280	325	250	BI82545692

Wooden counter top part with info sign for 90° curved counter

	W x H x D			H x D		Item no. Veneer
	mm (OD)			mm (ID)		
	800	490	280	235	250	BI82590382
	1000	490	280	235	250	BI82590482
	1200	490	280	235	250	BI82590582
	1400	490	280	235	250	BI82590682
	800	580	280	325	250	BI82590392
	1000	580	280	325	250	BI82590492
	1200	580	280	325	250	BI82590592
	1400	580	280	325	250	BI82590692

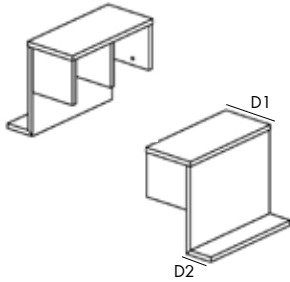
FUNCTIONS

COUNTER TOP PARTS WITH BAG SHELF

Add functions to your counter. Below you will find products that can be built on to the Inform counter to make it more functional and user friendly. The counter top parts can only be used with wooden front panels, it is not possible to use with acrylic front panels.

Wooden counter top part with bag shelf for rectangular counter

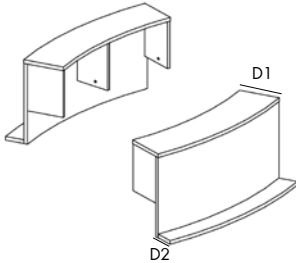
Max. load 5 kg.



W x H x D1 x D2 mm (OD)	H x D mm (ID)	Item no. Melamine
600 490 280 130	235 250	BI830186
800 490 280 130	235 250	BI830386
1000 490 280 130	235 250	BI830486
1200 490 280 130	235 250	BI830586
1400 490 280 130	235 250	BI830686
1600 490 280 130	235 250	BI830786
600 580 280 130	325 250	BI830196
800 580 280 130	325 250	BI830396
1000 580 280 130	325 250	BI830496
1200 580 280 130	325 250	BI830596
1400 580 280 130	325 250	BI830696
1600 580 280 130	325 250	BI830796

Wooden counter top part with bag shelf for 45° curved counter

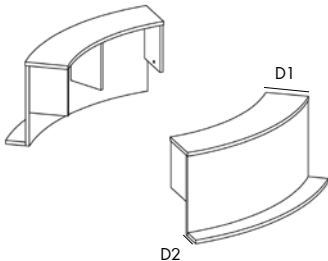
Max. load 5 kg.



W x H x D1 x D2 mm (OD)	H x D mm (ID)	Item no. HPL
800 490 280 130	235 250	BI83545383
1000 490 280 130	235 250	BI83545483
1200 490 280 130	235 250	BI83545583
1400 490 280 130	235 250	BI83545683
800 580 280 130	325 250	BI83545393
1000 580 280 130	325 250	BI83545493
1200 580 280 130	325 250	BI83545593
1400 580 280 130	325 250	BI83545693

Wooden counter top part with bag shelf for 90° curved counter

Max. load 5 kg.



W x H x D1 x D2 mm (OD)	H x D mm (ID)	Item no. HPL
800 490 280 130	235 250	BI83590383
1000 490 280 130	235 250	BI83590483
1200 490 280 130	235 250	BI83590583
1400 490 280 130	235 250	BI83590683
800 580 280 130	325 250	BI83590493
1000 580 280 130	325 250	BI83590593
1200 580 280 130	325 250	BI83590693
1400 580 280 130	325 250	BI83590393

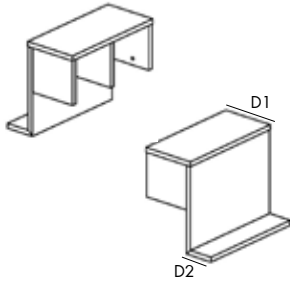
FUNCTIONS

COUNTER TOP PARTS WITH BAG SHELF

Add functions to your counter. Below you will find products that can be built on to the Inform counter to make it more functional and user friendly. The counter top parts can only be used with wooden front panels, it is not possible to use with acrylic front panels.

Wooden counter top part with bag shelf for rectangular counter

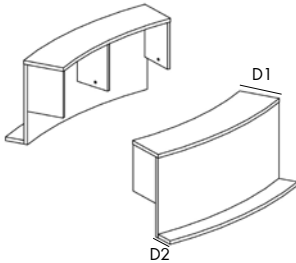
Max. load 5 kg.



W x H x D1 x D2 mm (OD)	H x D mm (ID)	Item no. Veneer
600 490 280 130	235 250	BI830182
800 490 280 130	235 250	BI830382
1000 490 280 130	235 250	BI830482
1200 490 280 130	235 250	BI830582
1400 490 280 130	235 250	BI830682
1600 490 280 130	235 250	BI830782
600 580 280 130	325 250	BI830192
800 580 280 130	325 250	BI830392
1000 580 280 130	325 250	BI830492
1200 580 280 130	325 250	BI830592
1400 580 280 130	325 250	BI830692
1600 580 280 130	325 250	BI830792

Wooden counter top part with bag shelf for 45° curved counter

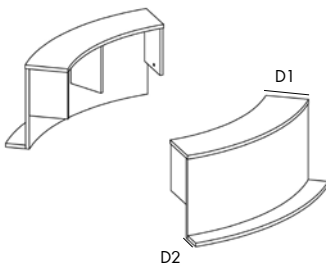
Max. load 5 kg.



W x H x D1 x D2 mm (OD)	H x D mm (ID)	Item no. Veneer
800 490 280 130	235 250	BI83545382
1000 490 280 130	235 250	BI83545482
1200 490 280 130	235 250	BI83545582
1400 490 280 130	235 250	BI83545682
800 580 280 130	325 250	BI83545392
1000 580 280 130	325 250	BI83545492
1200 580 280 130	325 250	BI83545592
1400 580 280 130	325 250	BI83545692

Wooden counter top part with bag shelf for 90° curved counter

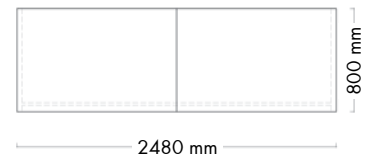
Max. load 5 kg.



W x H x D1 x D2 mm (OD)	H x D mm (ID)	Item no. Veneer
800 490 280 130	235 250	BI83590382
1000 490 280 130	235 250	BI83590482
1200 490 280 130	235 250	BI83590582
1400 490 280 130	235 250	BI83590682
800 580 280 130	325 250	BI83590392
1000 580 280 130	325 250	BI83590492
1200 580 280 130	325 250	BI83590592
1400 580 280 130	325 250	BI83590692

FUNCTIONS

CONFIGURATION NO. 24



Rectangular counters (with decorative boards)

Components	Article no.		Quantity	
Rectangular counter - starter (W1240 x H740 mm)	BI2001022003	-	1	-
Rectangular counter - end (W1240 x H740 mm)	BI2003022003	-	1	-
Wooden front panel for rectangular counter (W1200 x H740 mm)	BI300546	-	2	-
Steel leg frame (H740 mm)	BI069146	-	1	-
Wooden decorative board - high (W600 x H740 mm)	BI840146	-	1	-
Wooden decorative board - narrow (W600 x H190 mm)	BI845116	-	1	-

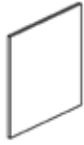
Comments to configuration

- Office chair and text are not included in price.
- All prices are based on colours and surfaces in price group A, see pages 4-7 for colours.
- We recommend the use of desk grommets, cable rails and drawer pedestals with the Inform counter, see page 113.

FUNCTIONS

DECORATIVE BOARDS AND INFO SIGNS

Wooden decorative board - high



W	x	H	x	D	Item no. Melamine	Item no. Veneer
				mm		
600	740	19			BI840146	BI840142
600	1000	19			BI840166	BI840162

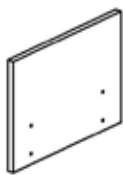
Wooden decorative board - narrow



W	x	H	x	D	Item no. Melamine	Item no. Veneer
				mm		
600	190	19			BI845116	BI845112
800	190	19			BI845316	BI845312
1000	190	19			BI845416	BI845412
1200	190	19			BI845516	BI845512
1400	190	19			BI845616	BI845612
1600	190	19			BI845716	BI845712

Wooden info sign

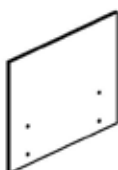
Melamine/veneer board. Only use with wooden front panels. Do not use with acrylic front panels.



W	x	H	x	D	Item no. Melamine	Item no. Veneer
				mm		
600	430	25			BI850126	BI850122
800	430	25			BI850326	BI850322
1000	430	25			BI850426	BI850422
1200	430	25			BI850526	BI850522

Acrylic info sign (se configuration no 25.)

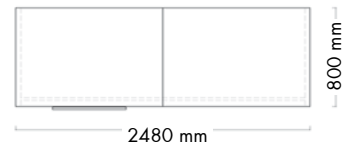
Acrylic frosted white glazed board. Only use with wooden front panels. Do not use with acrylic front panels.



W	x	H	x	D	Item no. Acrylic
				mm	
600	430	10			BI85512
800	430	10			BI85532
1000	430	10			BI85542
1200	430	10			BI85552

FUNCTIONS

CONFIGURATION NO. 25



Rectangular counters (with acrylic info sign, desk grommet and monitor arm)

Components	Article no.		Quantity	
Rectangular counter - starter (W1240 x H740 mm)	BI2001022003	-	1	-
Rectangular counter - end (W1240 x H740 mm)	BI2003022003	-	1	-
Wooden front panel for rectangular counter (W1200 x H740 mm)	BI300546	-	1	-
Acrylic front panel for rectangular counter (W1200 x H740 mm)	BI310546	-	1	-
Steel leg frame (H740 mm)	BI069146	-	1	-
Info sign - acrylic frosted white glazed (W600 x H430 mm)	BI85512	-	1	-
Monitor arm	B401184	-	1	-

Comments to configuration

- Monitor, office chair and text are not included in price.
- All prices are based on colours and surfaces in price group A, see pages 4-7 for colours.
- We recommend the use of desk grommets, cable rails and drawer pedestals with the Inform counter, see page 113.
- It is necessary to drill an Ø80 mm hole for the monitor arm on site or modify the article number for counter for predrilled hole, see pages 120-121.

FUNCTIONS

FUNCTIONAL ACCESSORIES

Desk grommet

Ø80 mm. Drill hole is not included. For placement of drill hole, see cable conduct on pages 122-123.



Material	Colour	Item no.
Plastic	Oyster white	B4015548
Plastic	Black	B4015542
Plastic	Silver	B4015549
Metal	Stainless steel	B4015553

Monitor arm

Silver. For placement of drill hole, see cable conduct on pages 120-121. Drill holes for monitor arm will most often be drilled on site.

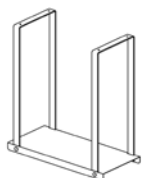


Item no.

B401184

CPU holder

W230 x H551 x D500 mm. Laquered steel. Practical storage of CPU holder under counter. Does not fit with recessed counter.

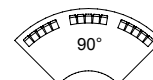
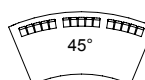
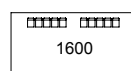
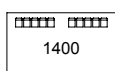
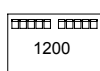


Item no.

B401180

Cable channel

W495 x H70 x D115 mm. Laquered steel. Is bendable - can be used with both straight and curved counters. For required quantities, see below.




Item no.

B401182A28

Drawer pedestal

W442 x H615 x D585 mm. With office supplies drawer and 2/3 drawers.



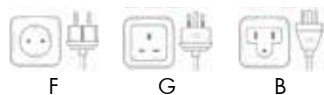
Drawers	Item no. Melamine	Item no. Veneer
1 drawer (128 mm)	B401195256	B401195252
1 drawer (320 mm)		
1 drawer (192 mm)	B401195346	B401195342
1 drawer (256 mm)		
2 drawers (128 mm)	B401195236	B401195232
1 drawer (192 mm)		

FUNCTIONS

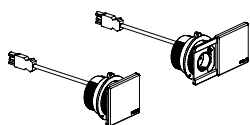
POWER SOCKETS

Power socket Square 80

W181 x D96 mm with lid open.
With sliding lid.
Mounting hole Ø80 mm.
Worktop thickness 10-50 mm.
3 m cable length.




Colour	USB	Type	Market	Item no.
Black	1	1 x F	BE/DE/DK/FR/SE	B4015002101
White	1	1 x F	BE/DE/DK/FR/SE	B4015001101
Black	1	1 x G	GB	B4015002311
White	1	1 x G	GB	B4015001311
Black	1	1 x B	US	B4015002221

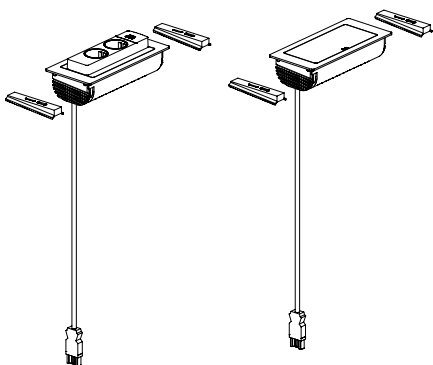


Built-in power socket BackFlip

W225 x D105 mm.
Lid flips 180 deg.
Mounting depth 53 mm.
Worktop thickness 10-40 mm.
2,5 m cable length.



Colour	USB	Type	Market	Item no.
Stainless steel	2	2 x F	BE/DE/DK/FR/SE	B4015013102
Stainless steel	2	2 x G	GB	B4015013312



FUNCTIONS

POWER SOCKETS

Built-in power socket FlipTop Push

W260 x D167 mm.

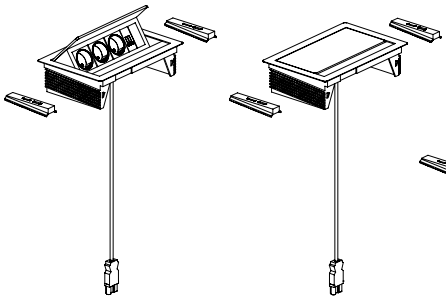

Open lid with soft touch.

Mounting depth 68 mm.

Worktop thickness 10-50 mm.

3 m cable length.

Colour	USB	Type	Market	Item no.
Stainless steel	2	3 x F	BE/DE/DK/FR/SE	B4015023103
Stainless steel	2	2 x G	GB	B4015023312



Built-in power socket FrameDock

W260 x D167 mm.

Mounting depth 51 mm.

Worktop thickness 5-38 mm.

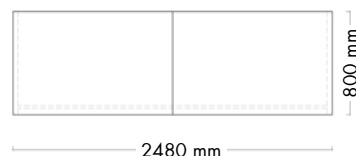
3 m cable length.

Colour	USB	Type	Market	Item no.
Black	2	3 x F	BE/DE/DK/FR/SE	B4015032103
White	2	3 x F	BE/DE/DK/FR/SE	B4015031103
Black	2	2 x G	GB	B4015032312
Black	2	2 x B	US	B4015032222



FRONT PANEL OPTIONS

CONFIGURATION NO. 26



Rectangular counters (with acrylic front panels and lighting)

Components	Article no.		Quantity	
Rectangular counter - starter (W1240 x H740 mm)	BI2001022003	-	1	-
Rectangular counter - end (W1240 x H740 mm)	BI2003022003	-	1	-
Acrylic front panel for rectangular counter (W1200 x H740 mm)	BI310546	-	2	-
Light for acrylic front panel (W1200 mm)	BI86051	-	2	-
Steel leg frame (H740 mm)	BI069146	-	1	-
Monitor arm	B401184	-	1	-

Comments to configuration

- Monitor and office chair are not included in price.
- All prices are based on colours and surfaces in price group A, see pages 4-7 for colours.
- We recommend the use of desk grommets, cable rails and drawer pedestals with the Inform counter, see page 113.
- It is necessary to drill an Ø80 mm hole for the monitor arm on site or modify the article number for counter for predrilled hole, see pages 120-121.
- Above article number for light is for German voltage and plug. Contact Sales for further information on voltage and plug for other countries.

FRONT PANEL OPTIONS

LED LIGHT

Create your own individual counter! You can differentiate your counter by use of acrylic front panels with light. See Design Options for acrylic front panel options. Note - the LED lighting can only be used for Standard Inform rectangular and curved counters.

Light for rectangular counter with acrylic front panel

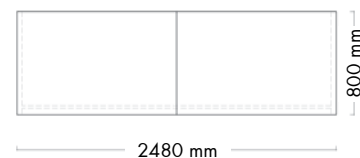
Light mounted underneath table top on the inside of the counter. With cable and plug for the European market (except UK). Contact sales for plug and voltage for other countries.	W counter	W lamp	Watt	Item no.
	800	595	1 x 14W	BI86031
	1000	895	1 x 21W	BI86041
	1200	895	1 x 21W	BI86051
	1400	1195	1 x 28W	BI86061
	1600	1495	1 x 35W	BI86071

Light for 45° and 90° curved counter with acrylic front panel

Light mounted underneath table top on the inside of the counter. With cable and plug for the European market (except UK). Contact sales for plug and voltage for other countries.	Deg.	W lamp	Watt	Item no.
	45°	595	2 x 14W	BI862451
	90°	595	2 x 14W	BI862901

FRONT PANEL OPTIONS

CONFIGURATON NO. 27



Rectangular counters (with graphics on wooden front panel)

Components	Article no.	Quantity		
Rectangular counter - starter (W1240 x H740 mm)	BI2001022003	-	1	-
Rectangular counter - end (W1240 x H740 mm)	BI2003022003	-	1	-
Wooden front panel for rectangular counter (W1200 x H740 mm)	BI300546	-	2	-
Additional graphics to wooden front panel (W1200 x H740 mm)	BI86454	-	2	-
Steel leg frame (H740 mm)	BI069146	-	1	-
Monitor arm	B401184	-	1	-

Comments to configuration

- Monitor, key board and office chair are not included in price.
- All prices are based on colours and surfaces in price group A, see pages 4-7 for colours.
- We recommend the use of desk grommets, cable rails and drawer pedestals with the Inform counter, see page 113.
- It is necessary to drill an Ø80 mm hole for the monitor arm on site or modify the article number for counter for predrilled hole, see pages 120-121.

FRONT PANEL OPTIONS

GRAPHICS

Create your own individual counter! Use the front of the counter as a display for your ideas. The Inform counter gives you the opportunity to design all wooden front panels in accordance with your wishes and requirements. Use pictures, graphics or text to make a statement!

Front image for rectangular front panel

Price for full size sticker. Smaller stickers and logos on request. Price excl. front panel.	H	W	Item no.
	mm		
	740	600	BI86414
	740	800	BI86434
	740	1000	BI86444
	740	1200	BI86454
	740	1400	BI86464
	740	1600	BI86474
	1000	600	BI86416
	1000	800	BI86436
	1000	1000	BI86446
	1000	1200	BI86456
	1000	1400	BI86466
	1000	1600	BI86476

Front image for 45° curved front panel

Price for full size sticker. Smaller stickers and logos on request. Price excl. front panel.	H	W	Item no.
	mm		
	740	1830	BI866454
	1000	1850	BI866456

Front image for 90° curved front panel

Price for full size sticker. Smaller stickers and logos on request. Price excl. front panel.	H	W	Item no.
	mm		
	740	1830	BI866904
	1000	1850	BI866906

Front image for corner front panel

Price for full size sticker. Smaller stickers and logos on request. Price excl. front panel.	H	W	Item no.
	mm		
	740	800	BI8684
	1000	800	BI8686

Text for front panel

Item no.

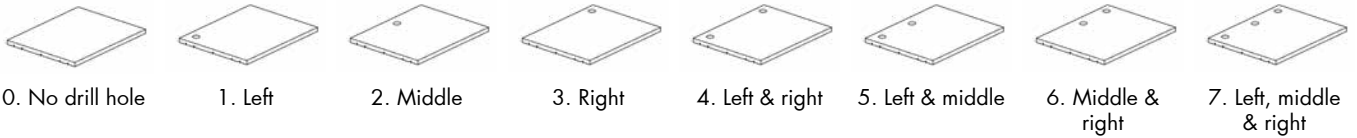
B400003

DRILL HOLES

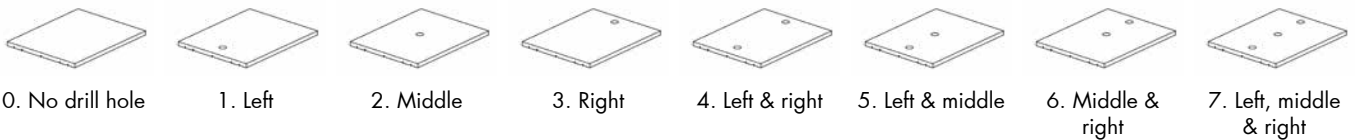
FOR CABLE CONDUCT

It is possible to have counters delivered with predrilled holes and desk grommets for cable conduct. There is a surcharge per drill hole and desk grommet. Please inform Customer Service where you would like the predrilled hole to be placed (0-7) and which desk grommet (0/2/3/8/9) you would like. Remember to view the counter from left to right, as if sitting behind the counter.

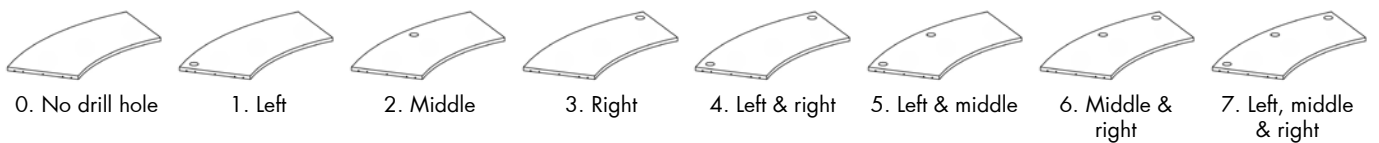
Drill hole for desk grommet for rectangular, step and height adjustable counters



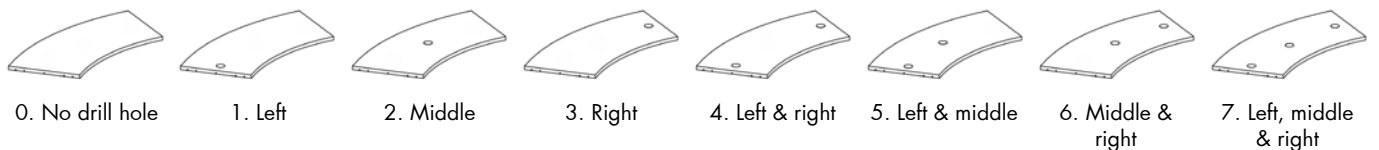
Drill hole for desk grommet for recessed rectangular counters



Drill hole for desk grommet for 45° and 90° curved counters



Drill hole for desk grommet for 45° and 90° recessed curved counters

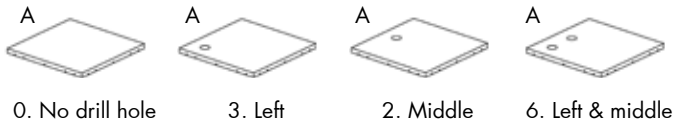


DRILL HOLES

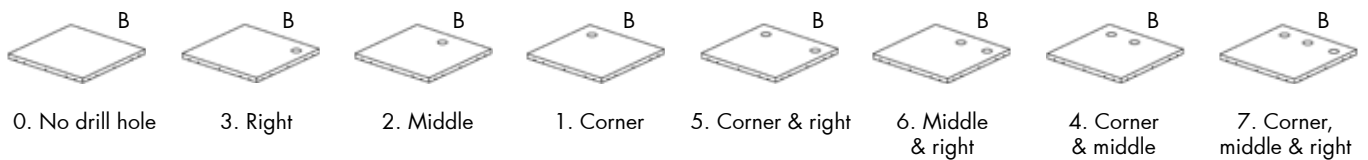
FOR CABLE CONDUCT

It is possible to have counters delivered with predrilled holes and desk grommets for cable conduct. There is a surcharge per drill hole and desk grommet. Please inform Customer Service where you would like the predrilled hole to be placed (0-7) and which desk grommet (0/2/3/8/9) you would like. Remember to view the counter from left to right, as if sitting behind the counter.

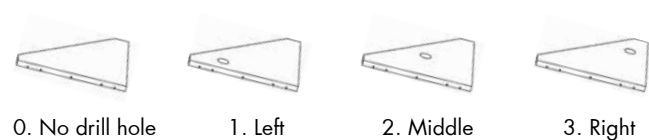
Drill hole for desk grommet for corner counter - side A




Drill hole for desk grommet for corner counter - side B



Drill hole for desk grommet for triangular corner counter



Desk grommet

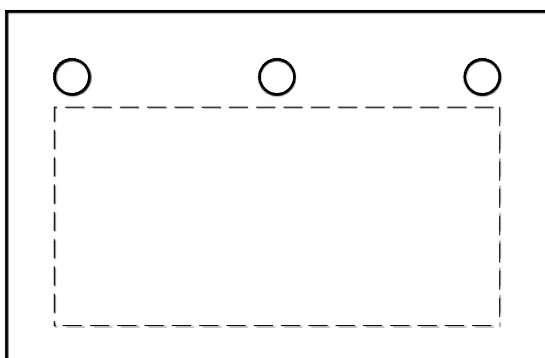


RFID INSTALLATION

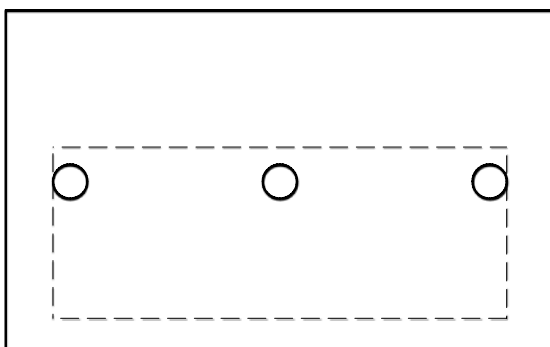
PREPARATION FOR INSTALLATION OF RFID IN COUNTERTOP

The Inform counter offers the option to install an RFID PCB under the countertop, whether straight, curved or height adjustable. The 40 mm thick countertop is recessed below the central section to allow for the optimal positioning of the RFID PCB as needed. As far as the dimension of the countertop is concerned, the central recessed section leaves a peripheral circumference of 80 mm to 110 mm to preserve the visual aesthetics of the 40 mm top. In the recessed section, the countertop is 20 mm thick, thus complying with the technical specifications of most RFID systems for counters.

RFID installation in rectangular counter



RFID installation in recessed rectangular counter

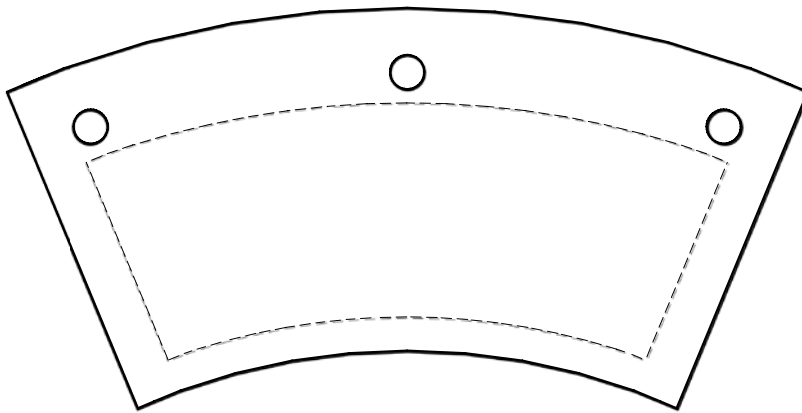


RFID INSTALLATION

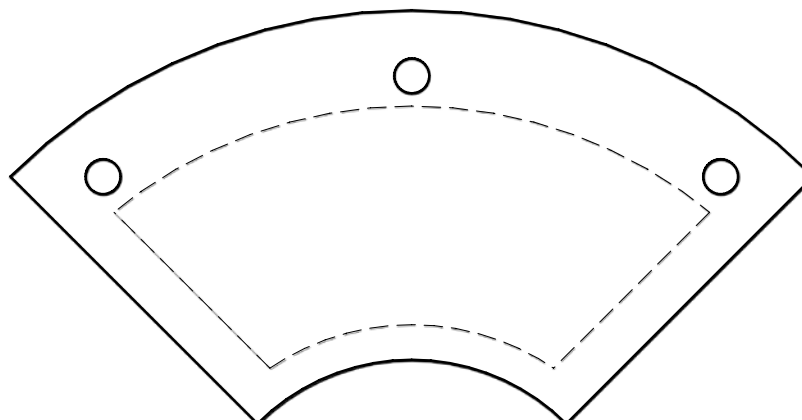
PREPARATION FOR INSTALLATION OF RFID IN COUNTERTOP

The Inform counter offers the option to install an RFID PCB under the countertop, whether straight, curved or height adjustable. The 40 mm thick countertop is recessed below the central section to allow for the optimal positioning of the RFID PCB as needed. As far as the dimension of the countertop is concerned, the central recessed section leaves a peripheral circumference of 80 mm to 110 mm to preserve the visual aesthetics of the 40 mm top. In the recessed section, the countertop is 20 mm thick, thus complying with the technical specifications of most RFID systems for counters.

RFID installation in 45° curved counters



RFID installation in 90° curved counters



LOCATIONS

WE ARE LIBRARY PEOPLE®



DENMARK

Lammhults Biblioteksdesign A/S
Dalbækvej 1
6670 Holsted

bci@bci.dk
www.bci.dk

FRANCE

BC Intérieur Sarl
6 allée Kepler
77420 Champs sur Marne

bci@bcinterieur.com
www.bcinterieur.com

BELGIUM

SBNL - Schulz Benelux BVBA
Appelweg 94 C
3221 Holsbeek

info@sbnl.be
www.sbnl.be

SWEDEN

Lammhults Biblioteksdesign AB
Odlarevägen 16
226 60 Lund

eurobib@eurobib.se
www.eurobib.se

GERMANY

Schulz Speyer Bibliothekstechnik AG
Hafenstraße 2
67346 Speyer

sales@schulzspeyer.de
www.schulzspeyer.de

UNITED KINGDOM

thedesignconcept Ltd.
The Old Bakery,
10 Greenless Road
Cambuslang Belgrave Street
Glasgow G72 8JJ

info@thedesignconcept.co.uk
www.thedesignconcept.co.uk

NORWAY

BS Eurobib AS
Alf Bjerckes Vei 20
0582 Oslo

post@bseurobib.no
www.bseurobib.no